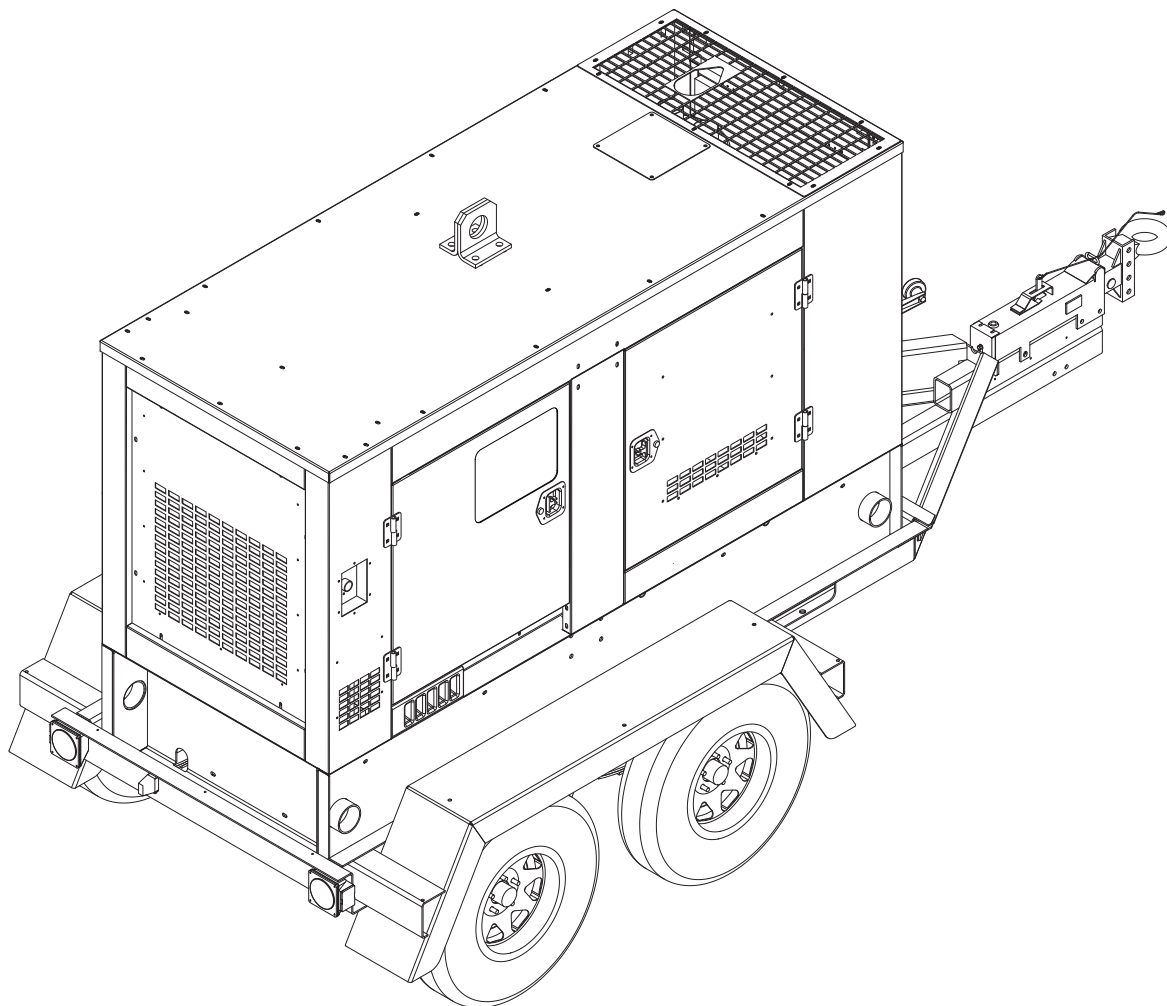


GENERAC[®]

**MOBILE
PRODUCTS**

**DIESEL GENERATOR
MMG185D • MMG185DCAN
MMG185DCAN6 (V-FLEX)**



PARTS MANUAL

INTRODUCTION

Before servicing this machine, make sure the engine start switch is turned to “OFF /O in., the circuit breakers are open (“OFF/O in.), the emergency stop switch is closed (pushed in), and the negative (-) terminal on battery is disconnected. Attach a “DO NOT START in. sign to the control panel. This will notify everyone that the unit is being serviced and will reduce the chance of someone inadvertently trying to start the unit. If the unit is connected to a remote start or transfer switch, make sure the remote switch is also off and tagged.

▲ WARNING

Before operating or servicing this equipment, read and understand the Generac Operating Manual which was included with the unit when shipped from the factory. Failure to do so increases the risk of injury to yourself or others.

**Generac Mobile Products, LLC
215 Power Drive • Berlin, WI 54923
U.S.A.
Phone: 920-361-4442
FAX: 920-361-4416
Toll Free: 1-800-926-9768
www.generacmobile.com**

For technical or parts QUESTIONS, please contact Generac Mobile Products, LLC Customer Support or Technical Support team at 1-800-926-9768. Please have your serial number available.

To ORDER SERVICE PARTS, please contact the dealer from which you purchased the unit, or call Generac Mobile Products, LLC to locate a dealer in your area.

Engine Make: _____
Engine Serial Number: _____
Engine Model Number: _____
Generator Make: _____
Generator Model Number: _____
Generator Serial Number: _____
Unit Model Number: _____
Unit Serial Number: _____

▲ WARNING

**CALIFORNIA PROPOSITION 65 WARNING:
Diesel engine exhaust and some of its constituents are known to the state of California to cause cancer, birth defects and other reproductive harm.**

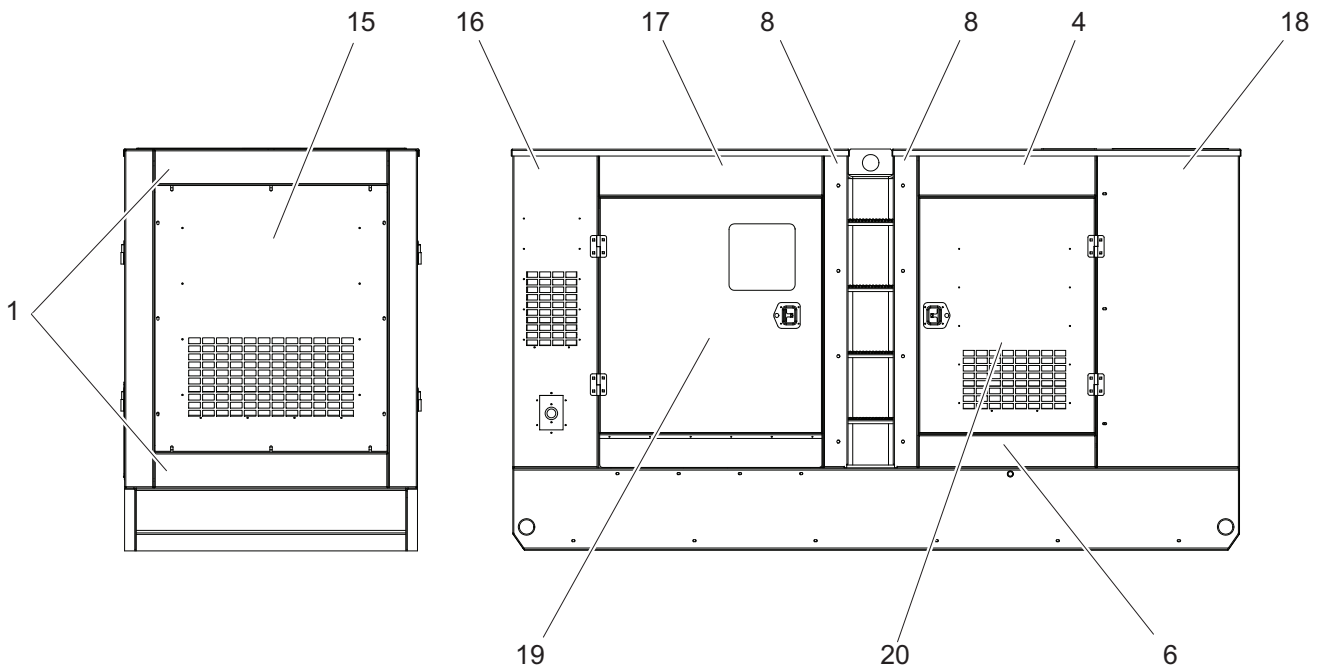
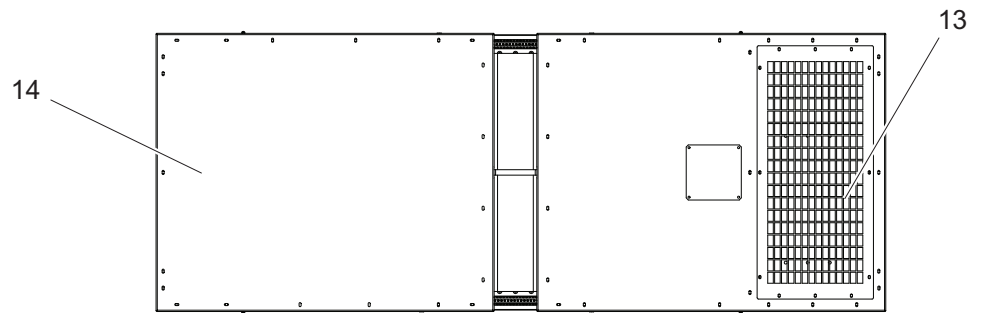
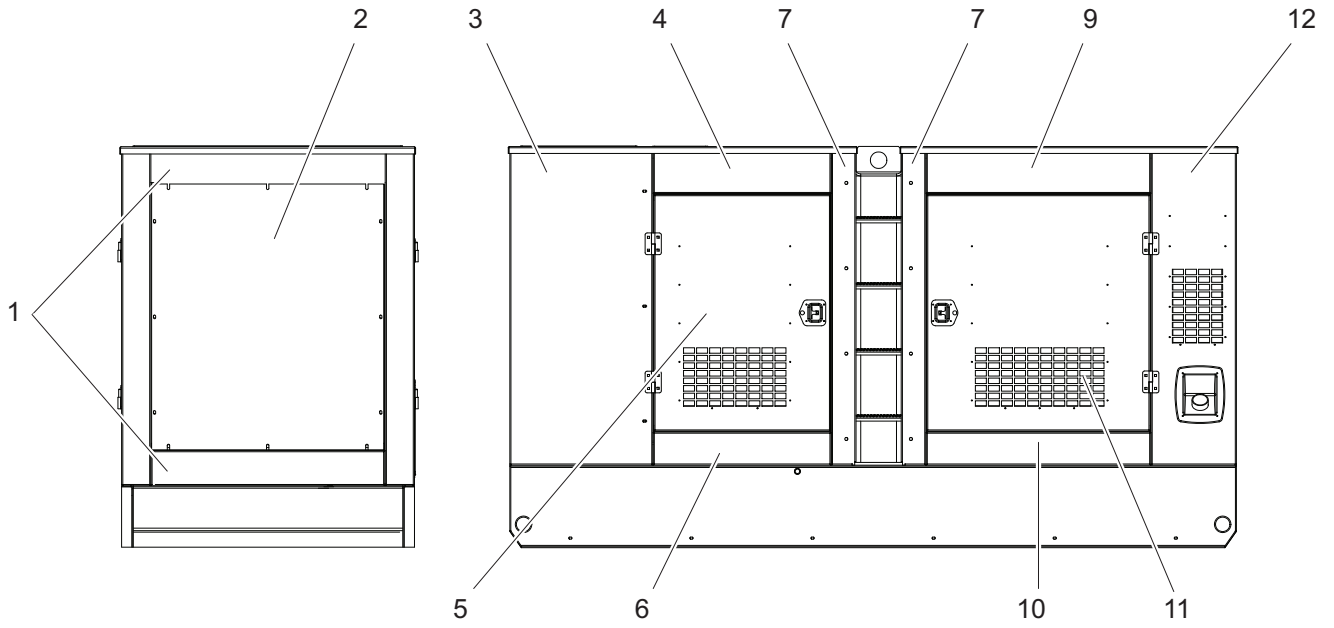
▲ WARNING

**CALIFORNIA PROPOSITION 65 WARNING:
This product contains or emits chemicals known to the state of California to cause cancer, birth defects, and other reproductive harm.**

TABLE OF CONTENTS

	Page
INTRODUCTION	2
ENCLOSURE PANELS	4
UNIT DECALS - LEFT SIDE - MMG185D	6
UNIT DECALS - RIGHT SIDE - MMG185D	7
UNIT DECALS - LEFT SIDE - MMG185DCAN, MMG185DCAN6	8
UNIT DECALS - RIGHT SIDE - MMG185DCAN, MMG185DCAN6	9
LEFT FRONT DOOR ASSEMBLY	10
LEFT REAR DOOR ASSEMBLY	12
RIGHT FRONT DOOR ASSEMBLY	14
CONTROL DOOR ASSEMBLY	16
FRONT ROOF PANEL ASSEMBLY	18
REAR ROOF PANEL ASSEMBLY	20
FRONT PANEL ASSEMBLY	22
REAR PANEL ASSEMBLY	24
END AND LOWER SIDE PANEL ASSEMBLY	26
UPPER SIDE PANEL ASSEMBLY	28
LEFT SIDE CENTER PANEL ASSEMBLY	30
RIGHT SIDE CENTER PANEL ASSEMBLY	32
LEFT REAR CORNER ASSEMBLY	34
RIGHT REAR CORNER ASSEMBLY	36
LEFT FRONT CORNER ASSEMBLY	38
RIGHT FRONT CORNER ASSEMBLY	40
CONTROL BOX ASSEMBLY (1 OF 2)	42
CONTROL BOX ASSEMBLY (2 OF 2)	44
LEFT CONTROL PANEL ASSEMBLY	46
RIGHT CONTROL PANEL ASSEMBLY	48
LUG BOX ASSEMBLY	50
LUG BOX PLATE ASSEMBLY	52
LUG BOX DOOR ASSEMBLY	54
OUTLET PANEL ASSEMBLY	56
LIFT STRUCTURE ASSEMBLY	58
AIR FILTER ASSEMBLY	60
EXHAUST SYSTEM ASSEMBLY	62
COOLING SYSTEM ASSEMBLY	64
COOLING SYSTEM HOSES	66
ENGINE AND GENERATOR TO SKID ASSEMBLY	68
ENGINE ASSEMBLY	70
ENGINE MOUNT ASSEMBLY	72
OIL VAPOR RECIRCULATION SYSTEM ASSEMBLY	74
CLUTCHED FAN ASSEMBLY - MMG185DCAN, MMG185DCAN6	76
HOTSTART ASSEMBLY - MMG185DCAN, MMG185DCAN6	78
GENERATOR ASSEMBLY	80
GENERATOR BOX ASSEMBLY - 3 POSITION	82
GENERATOR BOX ASSEMBLY - 4 POSITION - MMG185D, MMG185DCAN	84
SKID ASSEMBLY	86
FUEL TANK ASSEMBLY	88
TRAILER ASSEMBLY	90
AXLE ASSEMBLY	92
TRAILER BRAKE LINES	94
TRAILER HITCH OPTIONS	96
RECOMMENDED SPARE PARTS LIST	98

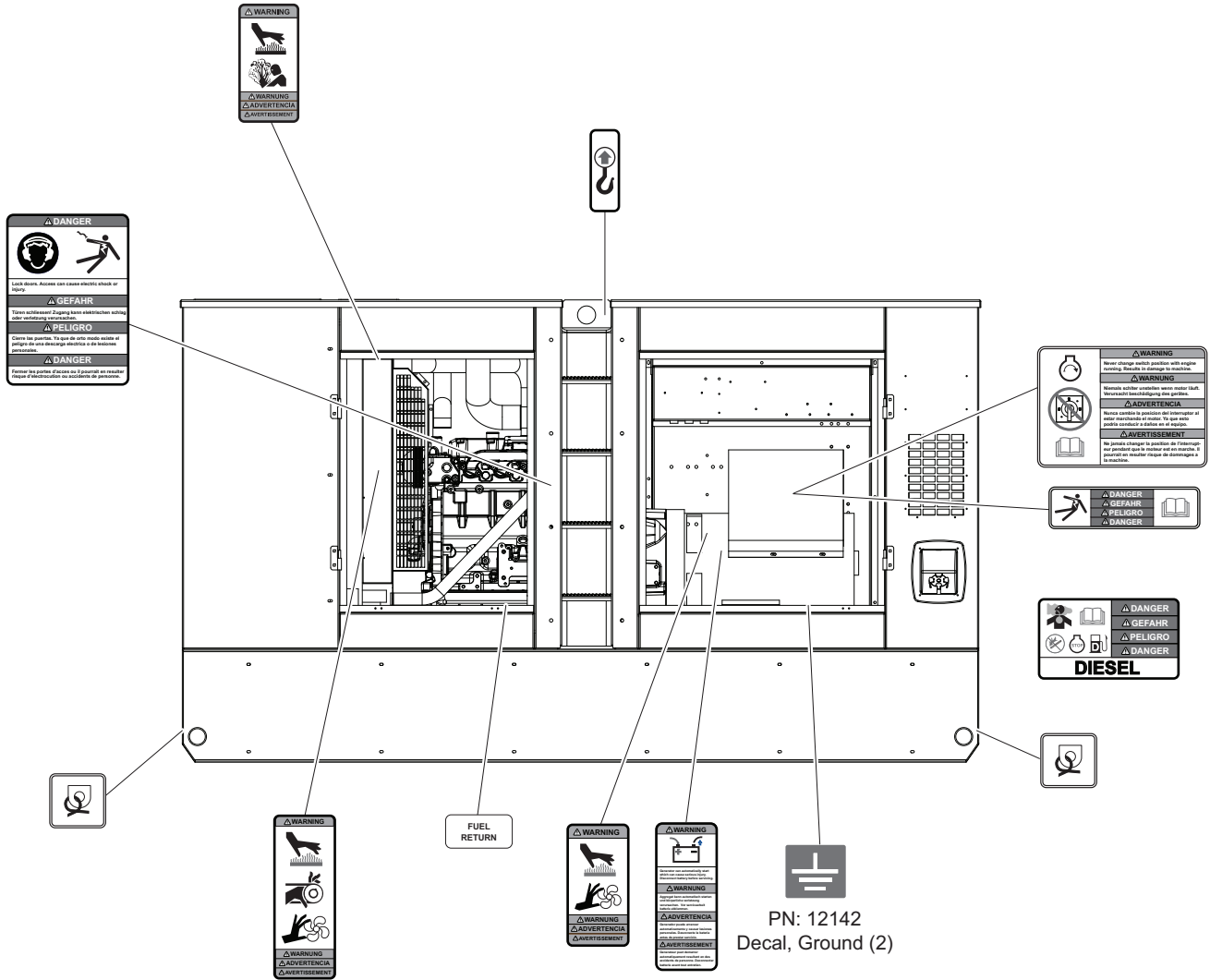
ENCLOSURE PANELS



ENCLOSURE PANELS

ITEM	PART NO.	QTY	DESCRIPTION	NOTES
1	<i>Page 26</i>	4	End panel assembly	
2	<i>Page 22</i>	1	Front panel assembly	
3	<i>Page 38</i>	1	Left front corner assembly	
4	<i>Page 28</i>	2	Upper side panel assembly	
5	<i>Page 10</i>	1	Left front door assembly	
6	<i>Page 26</i>	2	Lower side panel assembly	
7	<i>Page 30</i>	1	Left side center panel assembly	
8	<i>Page 32</i>	1	Right side center panel assembly	
9	<i>Page 28</i>	1	Upper side panel assembly	
10	<i>Page 26</i>	1	Lower side panel assembly	
11	<i>Page 12</i>	1	Left rear door assembly	
12	<i>Page 34</i>	1	Left rear corner assembly	
13	<i>Page 18</i>	1	Front roof panel assembly	
14	<i>Page 20</i>	1	Rear roof panel assembly	
15	<i>Page 24</i>	1	Rear panel assembly	
16	<i>Page 36</i>	1	Right rear corner assembly	
17	<i>Page 28</i>	1	Upper side panel assembly	
18	<i>Page 40</i>	1	Right front corner assembly	
19	<i>Page 16</i>	1	Control door assembly	
20	<i>Page 14</i>	1	Right front door assembly	

UNIT DECALS - LEFT SIDE - MMG185D



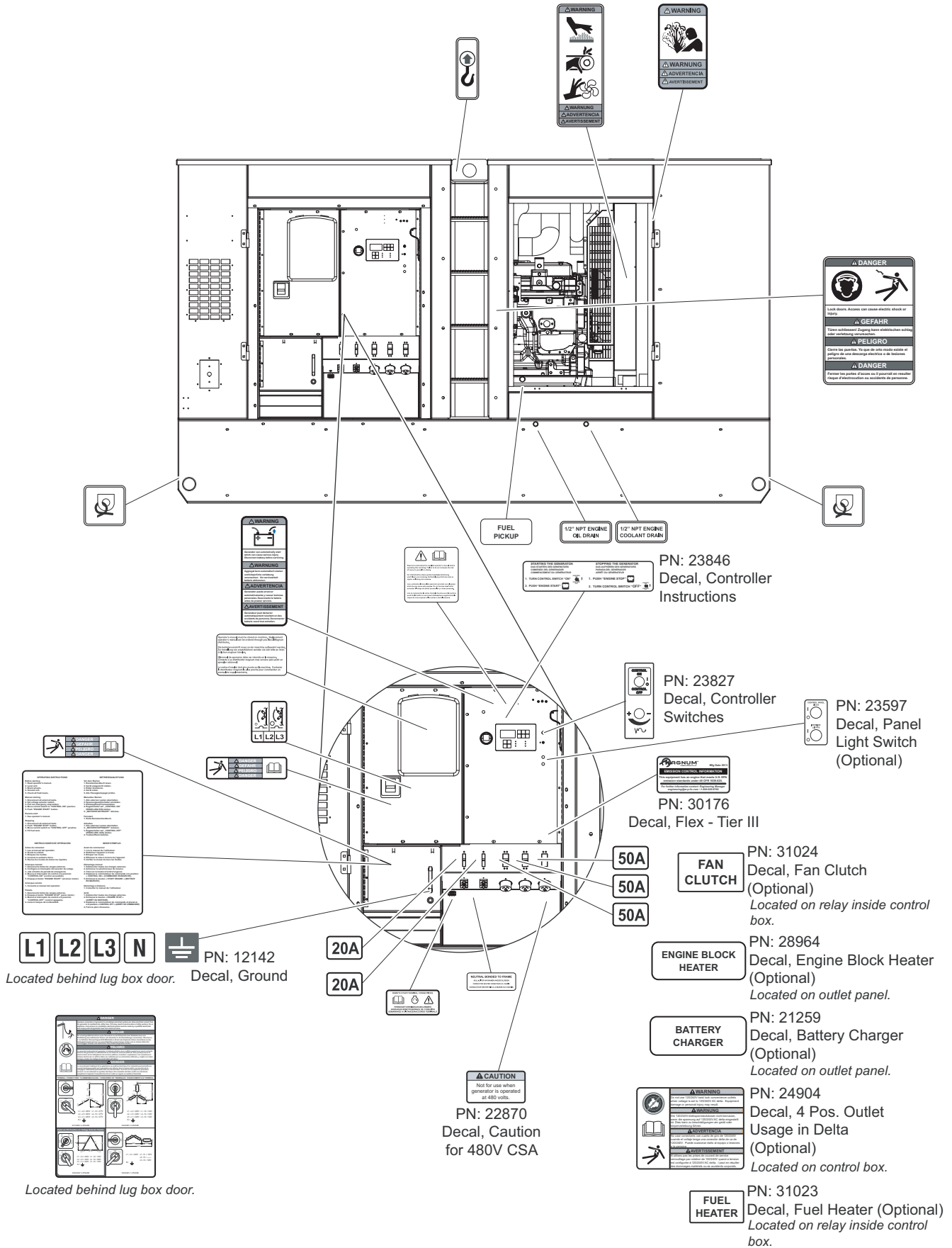
TOWING INSTRUCTIONS	ABSCHLEPPINSTRUKTIONEN	INSTRUCCIONES DE REMOLQUE	INSTRUCTIONS DE REMORQUAGE
<ol style="list-style-type: none"> 1. Read operator's manual. 2. Use hitch rated for trailer's "gross vehicle weight rating". 3. Securely attach trailer to tow vehicle. 4. Attach safety chains using a cross pattern. 5. Attach breakdown chain to vehicle. 6. Check trailer lights. 	<ol style="list-style-type: none"> 1. Betriebsvorschrift lesen. 2. Anhängervorrichtung verwenden, die der Gesamtbetriebsgewichtsmasse entspricht. 3. Anhänger sicher am Zugfahrzeug befestigen. 4. Sicherheitsketten kreuzweise anbringen. 5. Abreisskette am Fahrzeug anbringen. 6. Anhängerleuchten prüfen. 	<ol style="list-style-type: none"> 1. Lea el manual del operario. 2. Utilice un acople correctamente clasificado para la "clase de peso bruto" del vehículo de remolque. 3. Asegúrese de acoplar correctamente el remolque al vehículo de remolque. 4. Fije en cruz las cadenas de seguridad. 5. Fije en el vehículo de remolque la cadena de desprendimiento. 6. Controle las luces del remolque. 	<ol style="list-style-type: none"> 1. Lire la notice d'emploi. 2. Utiliser un crochet d'attelage conforme au débit nominal du poids brut de véhicule du tracteur. 3. Attacher la remorque fermement au véhicule tracteur. 4. Attacher les chaînes de sureté en utilisant une méthode croisée. 5. Attacher la chaîne de remorquage au véhicule. 6. Vérifier les lampes de la remorque.

Located on tongue of trailered units.

01692

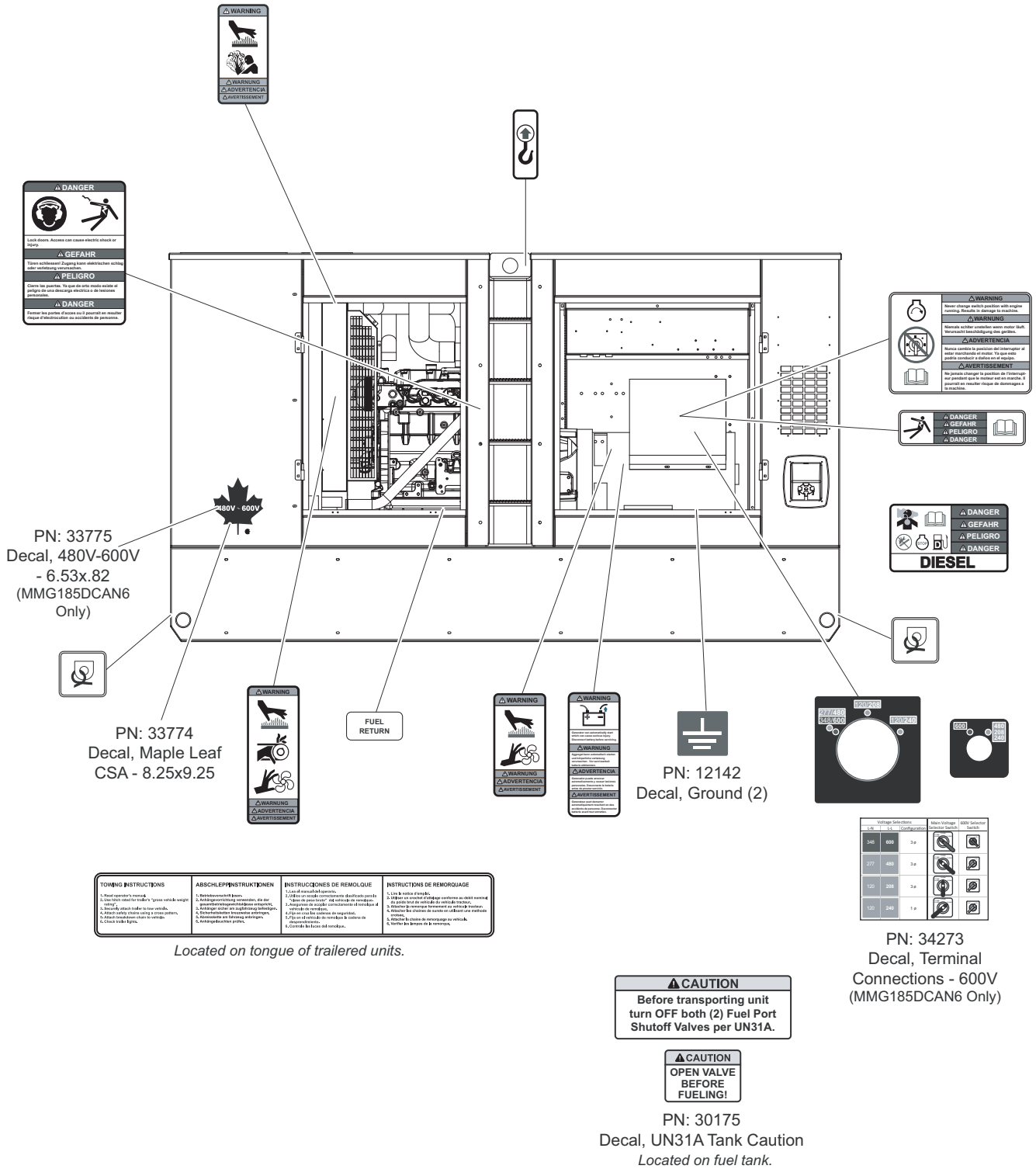
Note: All safety and operating decals are located on decal sheet 23599, unless otherwise noted.

UNIT DECALS - RIGHT SIDE - MMG185D



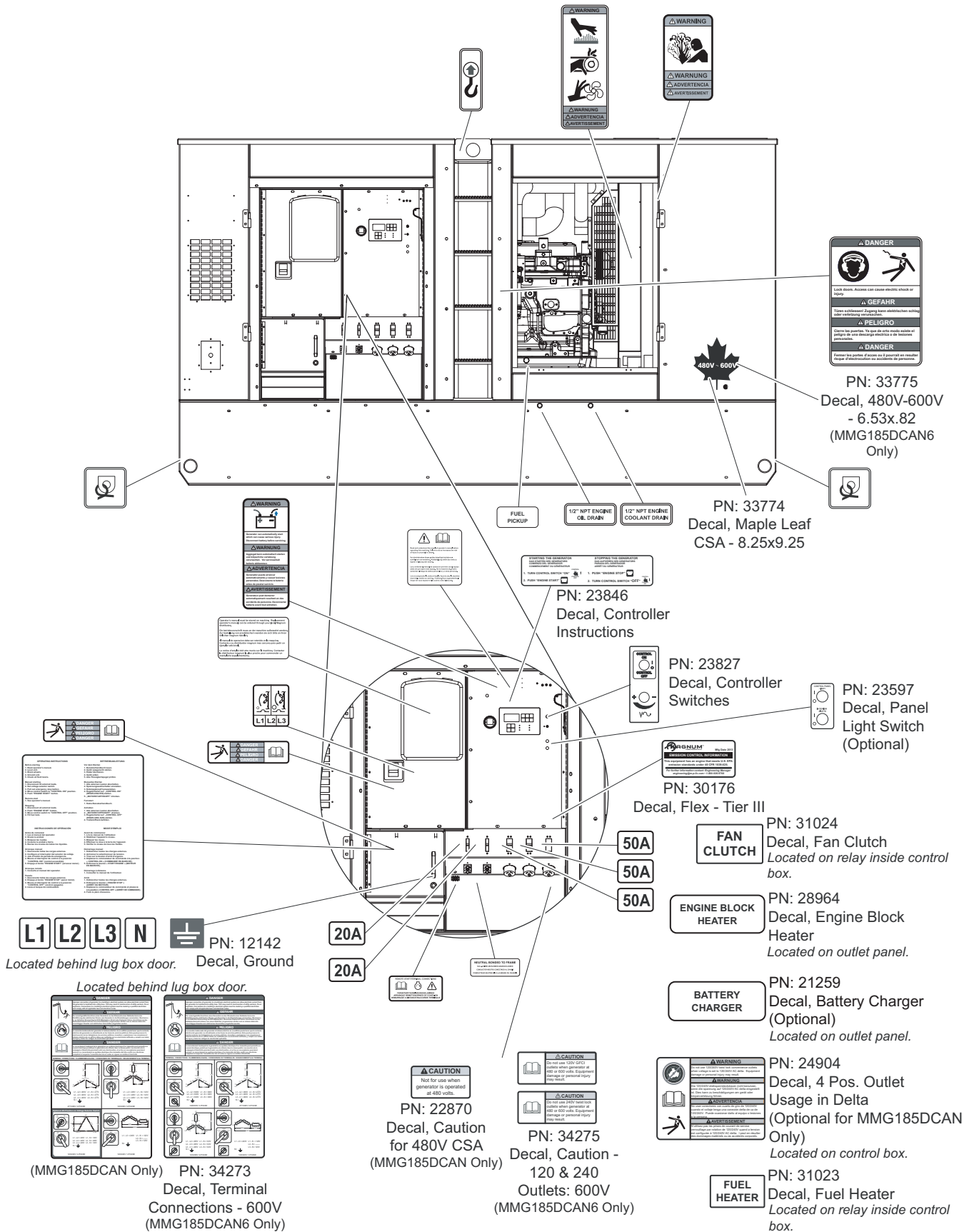
Note: All safety and operating decals are located on decal sheet 23599, unless otherwise noted.

UNIT DECALS - LEFT SIDE - MMG185DCAN, MMG185DCAN6



Note: All safety and operating decals are located on decal sheet 23599, unless otherwise noted.

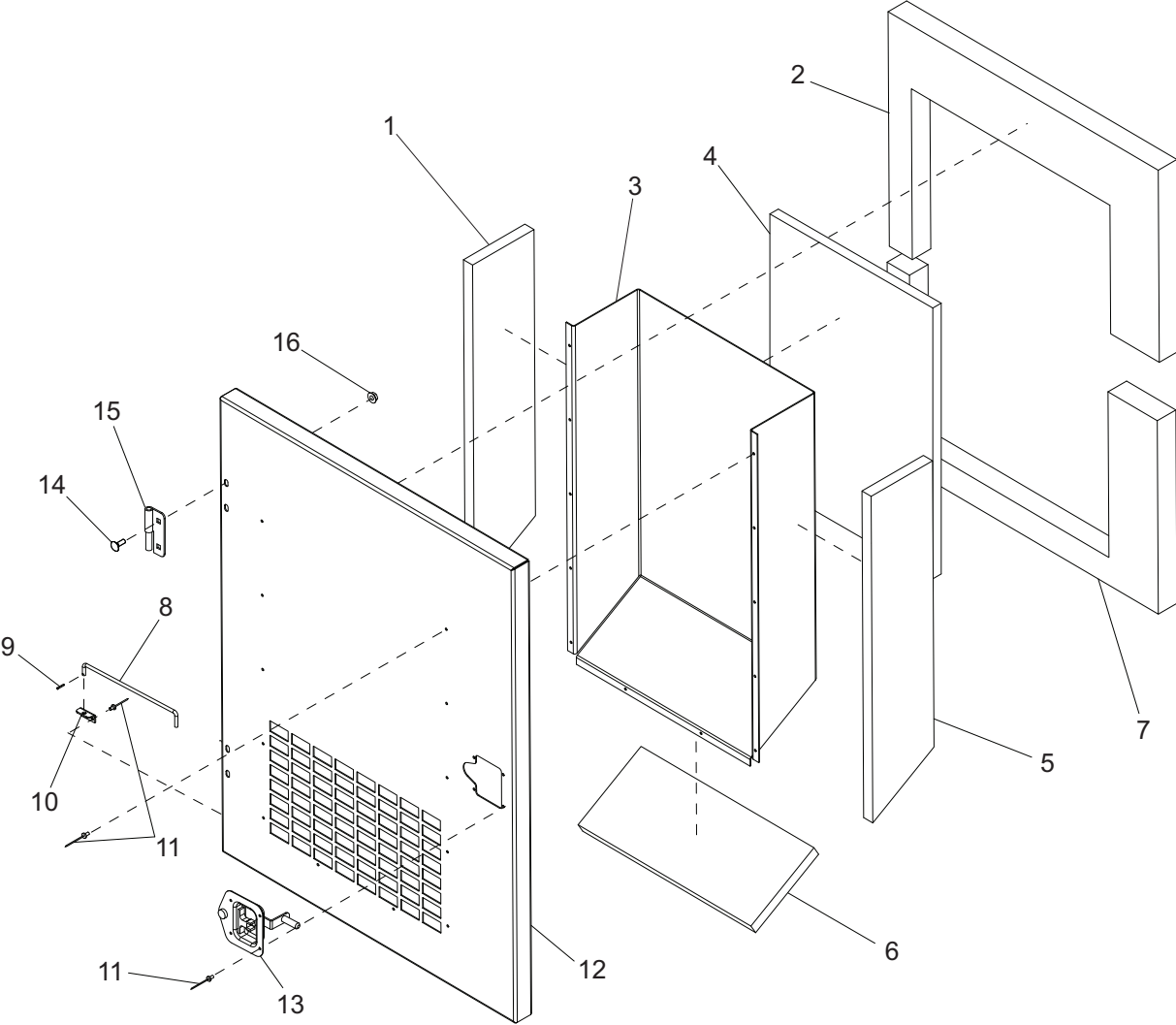
UNIT DECALS - RIGHT SIDE - MMG185DCAN, MMG185DCAN6



01695

Note: All safety and operating decals are located on decal sheet 23599, unless otherwise noted.

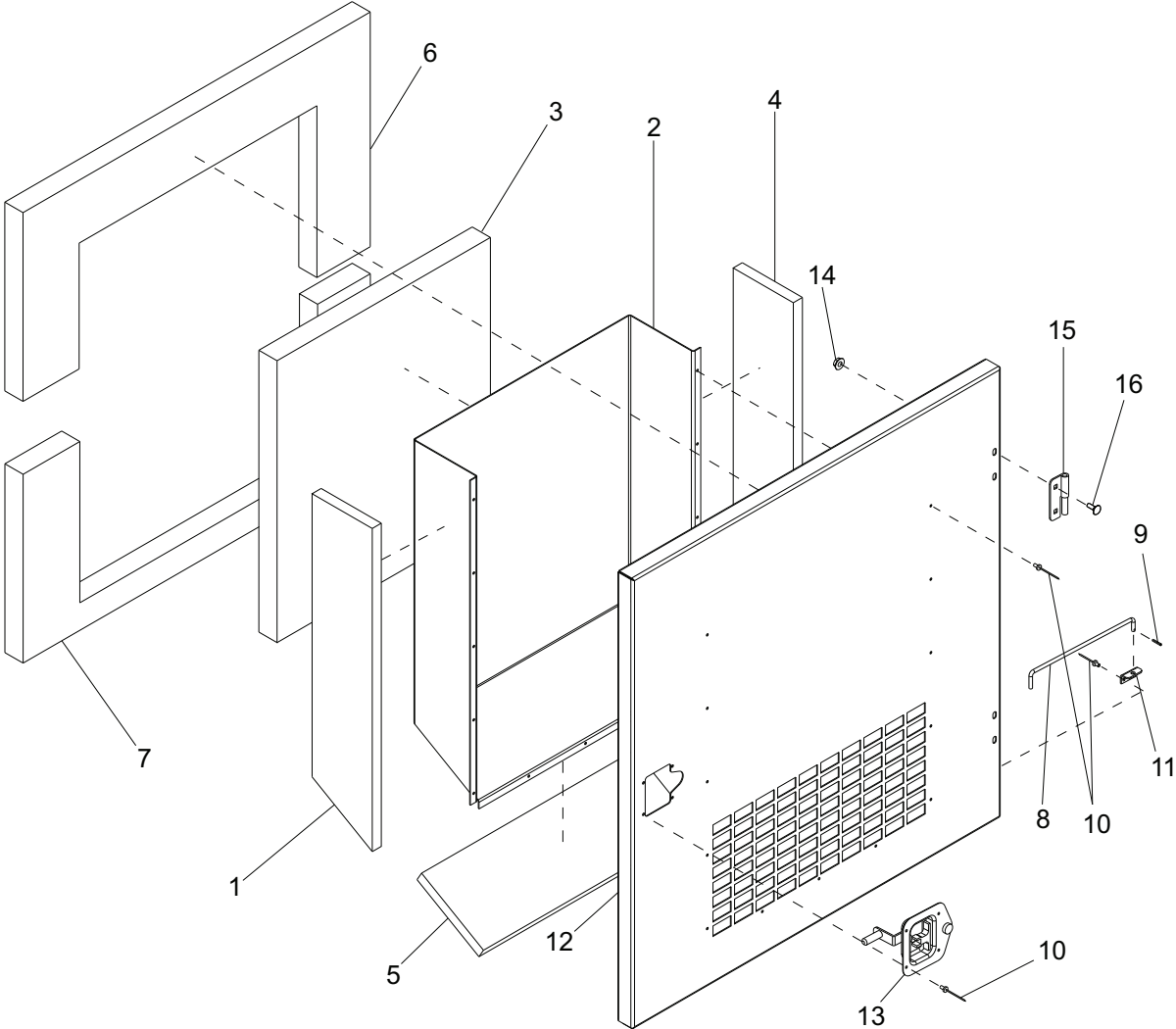
LEFT FRONT DOOR ASSEMBLY



LEFT FRONT DOOR ASSEMBLY

ITEM	PART NO.	QTY	DESCRIPTION	NOTES
1	22486	1	Foam, small duct - right	
2	22193	1	Foam, left front door - upper	
3	26089W	1	Duct, left front door	
4	22487	1	Foam, small duct - face	
5	22485	1	Foam, small duct - left	
6	22488	1	Foam, small duct - lower	
7	22194	1	Foam, left front door - lower	
8	18900ZC	1	Rod, door prop	
9	60048	1	Pin, roll .125 x .625	
10	20916Z	1	Bracket, prop rod	
11	60268	18	Rivet, .188 dia. x .126 to .250 grip, SS	
12	22160W	1	Door, left front	
13	22497	1	Latch, T-handle - left cw lock	
14	61066	4	Screw, .312-18 x 1.0 carr sqr, SS	
15	18459	2	Hinge, right (male)	
16	60095	4	Nut, .312-18 sflg	
--	26090	1	Assembly, left front door	Items 1 - 16

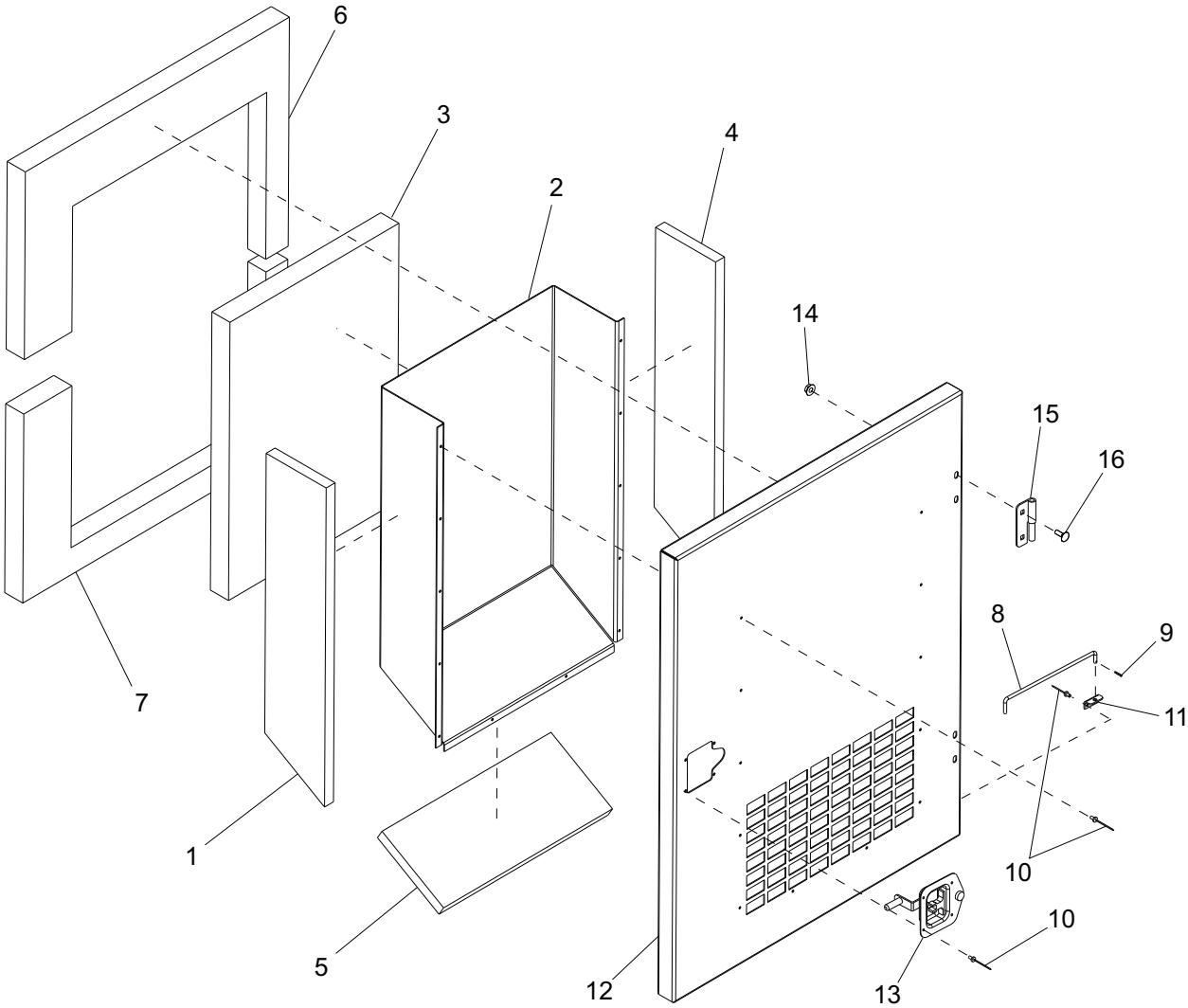
LEFT REAR DOOR ASSEMBLY



LEFT REAR DOOR ASSEMBLY

ITEM	PART NO.	QTY	DESCRIPTION	NOTES
1	22189	1	Foam, small duct - right	
2	22169W	1	Duct, left rear door	
3	22585	1	Foam, small duct - face	
4	22190	1	Foam, small duct - left	
5	22198	1	Foam, small duct - lower	
6	22195	1	Foam, left rear door - upper	
7	22196	1	Foam, left rear door - lower	
8	18900ZC	1	Rod, door prop	
9	60048	1	Roll pin, .125 x .625	
10	60268	19	Rivet, .188 dia. x .126 to .250 grip, SS	
11	20916Z	1	Bracket, prop rod	
12	22161W	1	Door, rear left	
13	22498	1	Latch, T-handle - right ccw lock	
14	60095	4	Nut, .312-18 sflg	
15	18461	2	Hinge, left (male)	
16	61066	4	Screw, .312-18 x 1.0 carr sqr, SS	
--	22166	1	Assembly, left rear door	Items 1 - 16

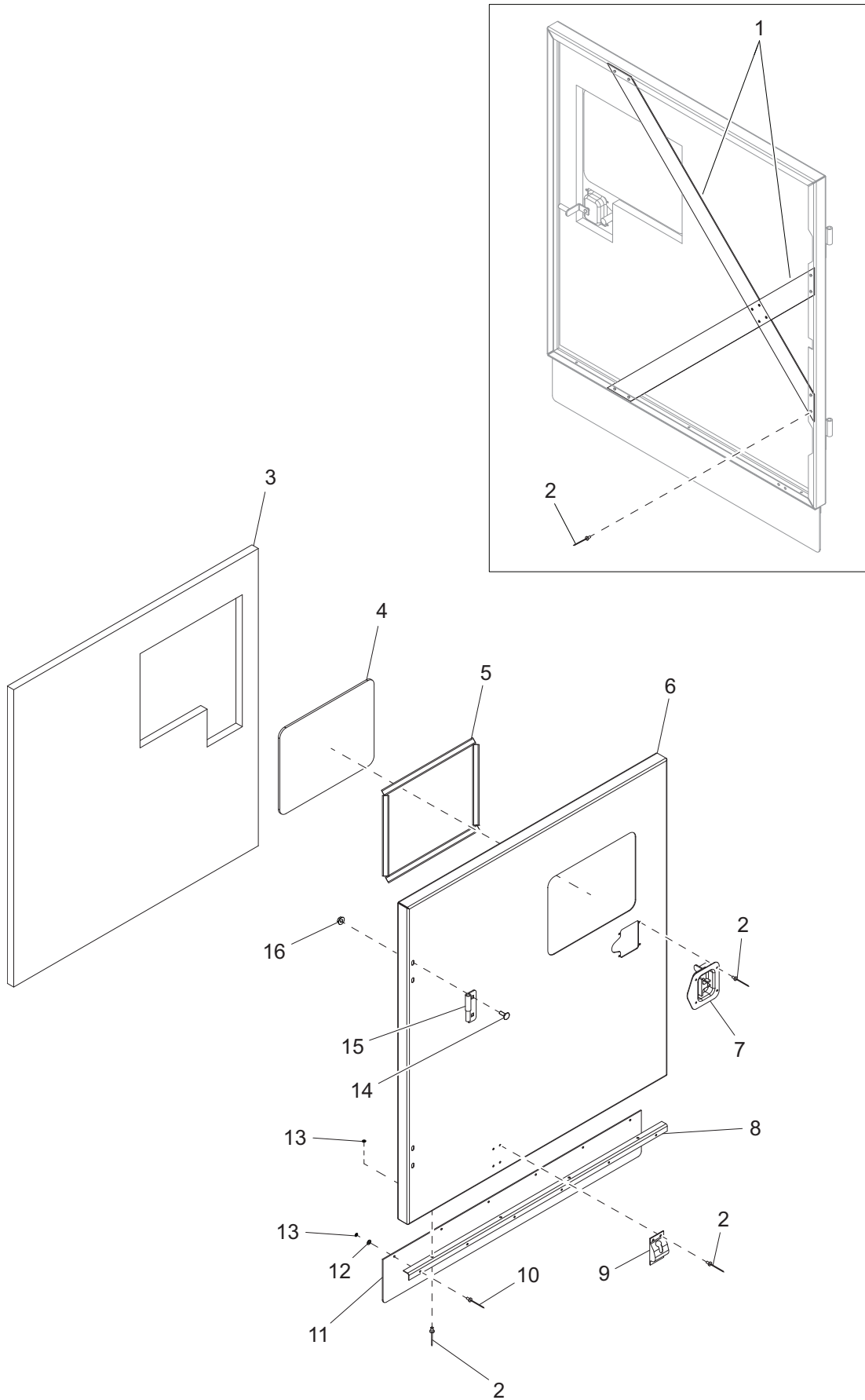
RIGHT FRONT DOOR ASSEMBLY



RIGHT FRONT DOOR ASSEMBLY

ITEM	PART NO.	QTY	DESCRIPTION	NOTES
1	22486	1	Foam, small duct - right	
2	22484W	1	Duct, right front door	
3	22487	1	Foam, small duct - face	
4	22485	1	Foam, small duct - left	
5	22488	1	Foam, small duct - lower	
6	22191	1	Foam, right front door - upper	
7	22192	1	Foam, right front door - lower	
8	18900ZC	1	Rod, door prop	
9	60048	1	Pin, roll .125 x .625	
10	60268	18	Rivet, .188 dia. x .126 to .250 grip, SS	
11	20916Z	1	Bracket, prop rod	
12	22159W	1	Door, front right	
13	22498	1	Latch, T-handle - right ccw lock	
14	60095	4	Nut, .312-18 sflg	
15	18461	2	Hinge, left (male)	
16	61066	4	Screw, .312-18 x 1.0 carr sqr, SS	
--	24997	1	Assembly, right front door	Items 1 - 16

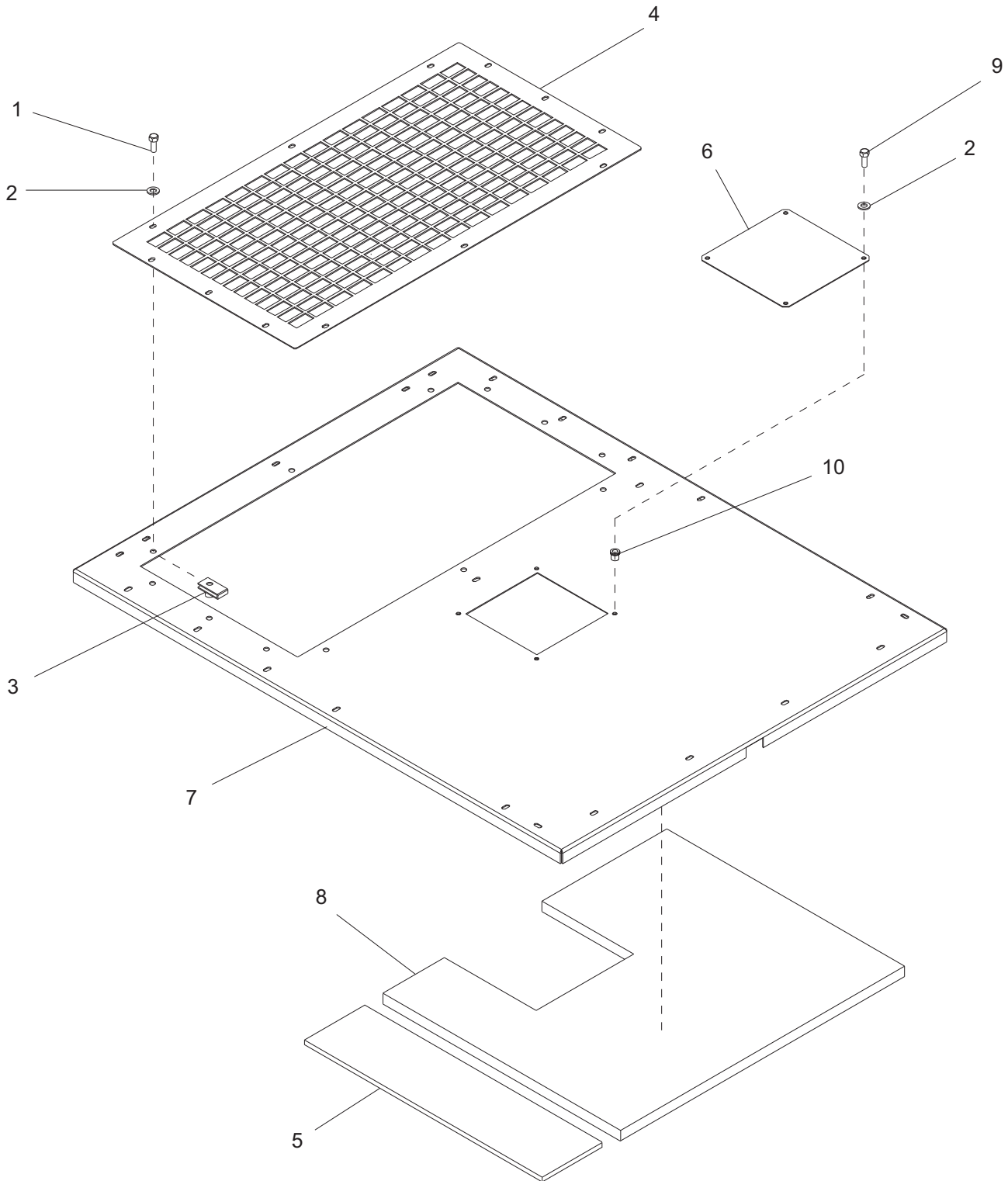
CONTROL DOOR ASSEMBLY



CONTROL DOOR ASSEMBLY

ITEM	PART NO.	QTY	DESCRIPTION	NOTES
1	22278B	2	Brace, control door	
2	60268	30	Rivet, .188 dia. x .126 to .250 grip, SS	
3	27542	1	Foam, control door	
4	21477	1	Window, control door	
5	50192	4.58 ft	Tape, .500 in. double sided type VHB	
6	29907W	1	Door, control	
7	22497	1	Latch, T-handle - left cw lock	
8	22170B	1	Bracket, door flap	
9	62225	1	Latch, door - stainless cable w/ball	
10	60260	6	Rivet, .188 dia. x .375 to .500 grip, SS	
11	22171	1	Flap, control door	
12	60696	6	Washer, .250 flat .625/.050, SS	
13	60067	10	Washer, #10 flat .435/.060, SS	
14	61066	4	Screw, .312-18 x 1.0 carr sqr, SS	
15	18459	2	Hinge, right (male)	
16	60095	4	Nut, .312-18 sflg	
--	29037	1	Assembly, control door	Items 1 - 16

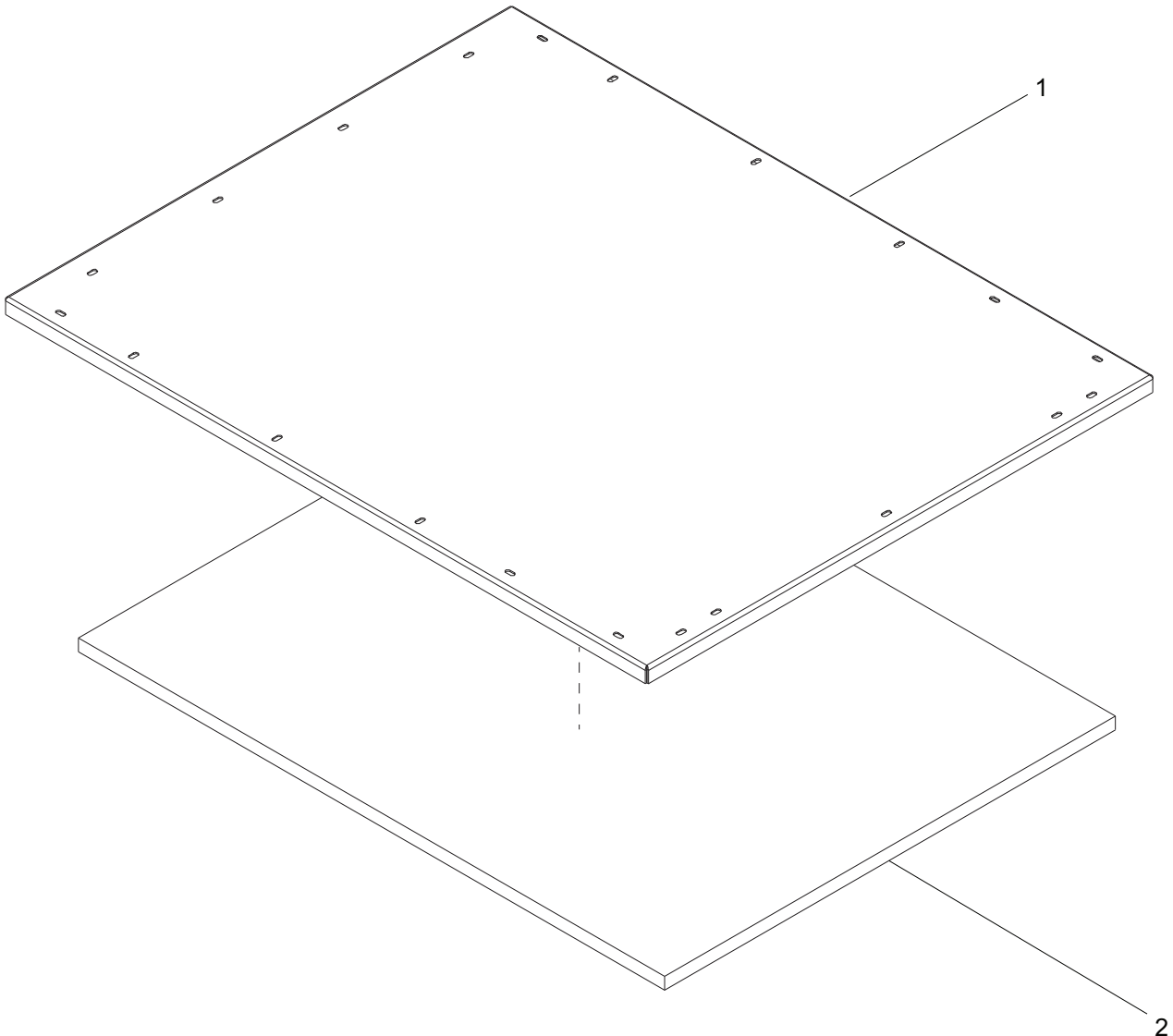
FRONT ROOF PANEL ASSEMBLY



FRONT ROOF PANEL ASSEMBLY

TEM	PART NO.	QTY	DESCRIPTION	NOTES
1	60168	12	Screw, .312-18 x .750 std hex G5	
2	60452	16	Washer, .313 flat 1.125/1.0 bnd rbr, SS	
3	60505	12	Nut, .312-18 U-clip - long type	
4	22175W	1	Panel, roof insert	
5	23982	1	Insulation, ceramic roof	
6	25053W	1	Panel, access	
7	22068W	1	Panel, roof front	
8	22174	1	Foam, roof front	
9	63311	4	Screw, .250-20 x .500 std hex, SS	
10	62132	4	Insert, threaded .250-20 splined	
--	22091	1	Assembly, front roof	Items 1 - 10

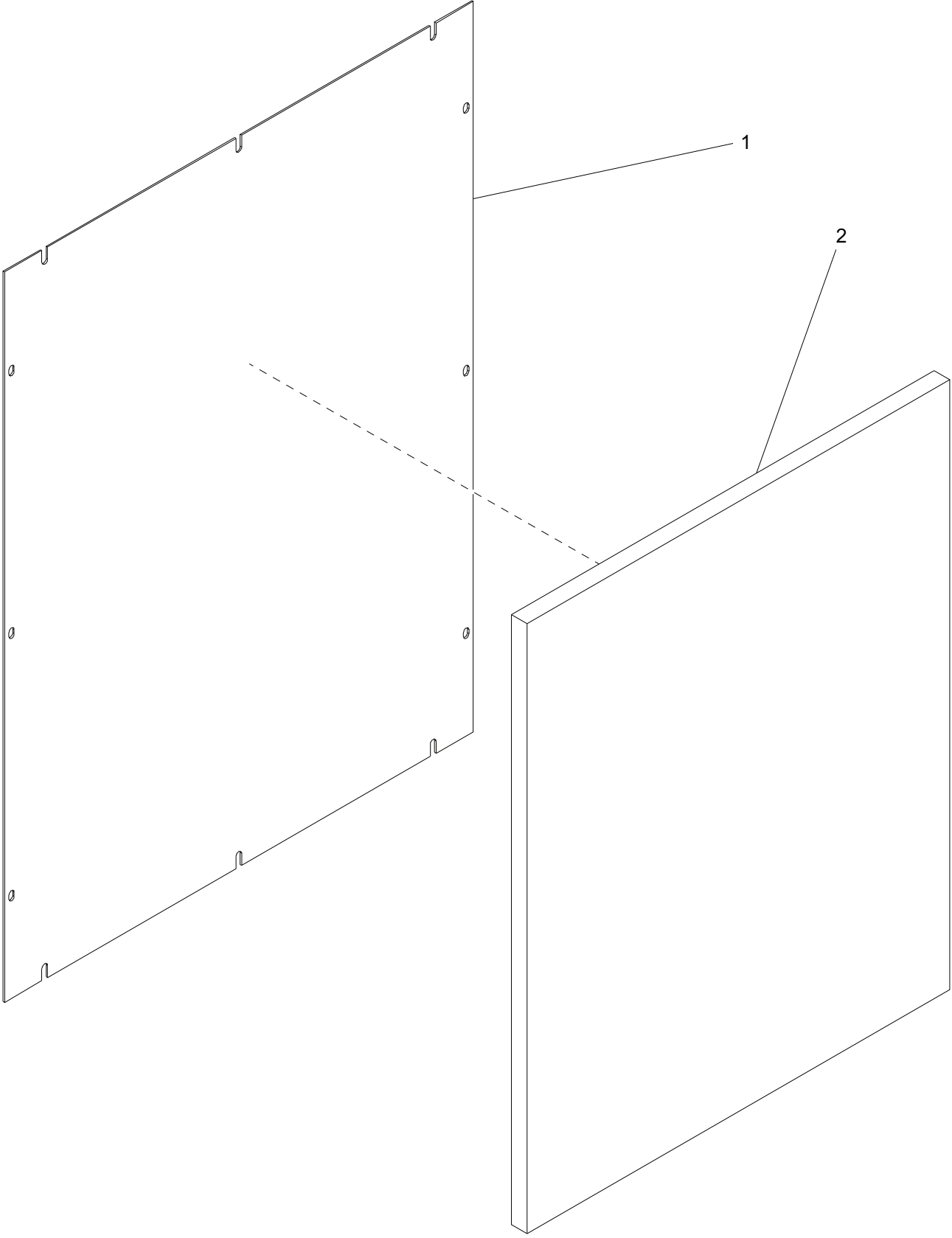
REAR ROOF PANEL ASSEMBLY



REAR ROOF PANEL ASSEMBLY

ITEM	PART NO.	QTY	DESCRIPTION	NOTES
1	22067W	1	Panel, rear roof	
2	22173	1	Foam, rear roof panel	
--	22090	1	Assembly, rear roof	Items 1 - 2

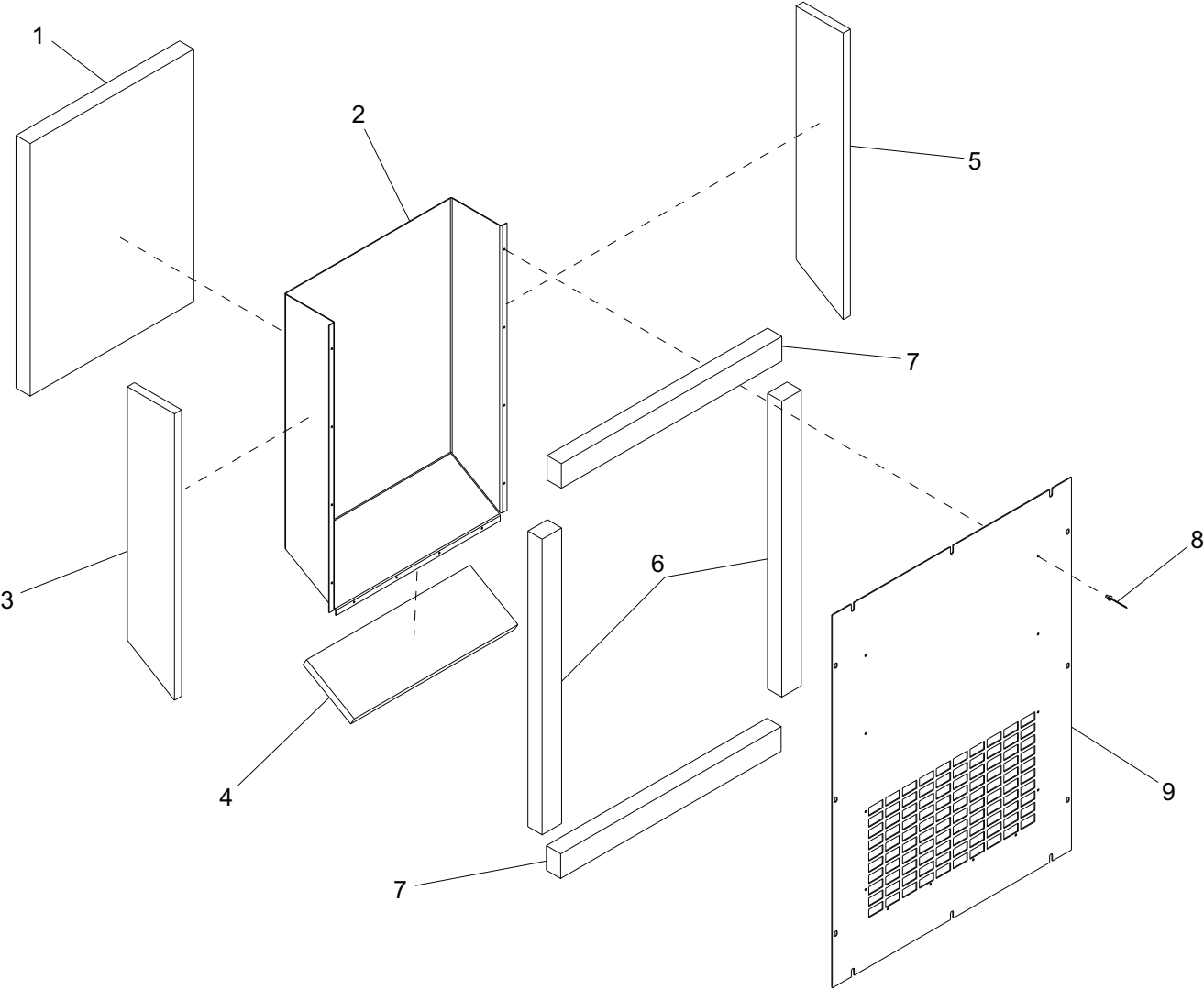
FRONT PANEL ASSEMBLY



FRONT PANEL ASSEMBLY

ITEM	PART NO.	QTY	DESCRIPTION	NOTES
1	22065W	1	Panel, front	
2	22183	1	Foam, front panel	
--	22089	1	Assembly, front panel	Items 1 - 2

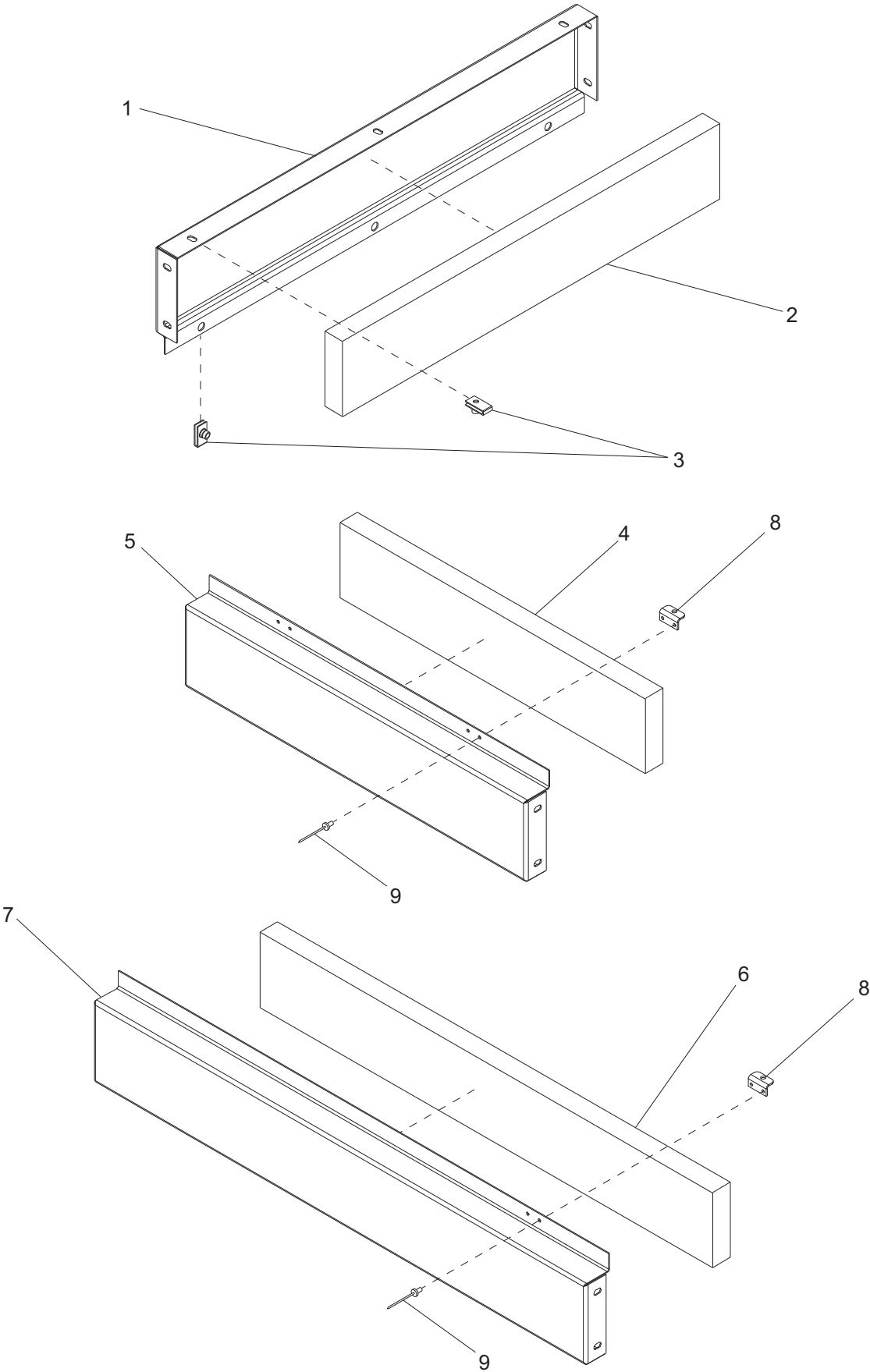
REAR PANEL ASSEMBLY



REAR PANEL ASSEMBLY

ITEM	PART NO.	QTY	DESCRIPTION	NOTES
1	22184	1	Foam, duct - face	
2	22138W	1	Duct, rear	
3	21966	1	Foam, duct - left	
4	22185	1	Foam, duct - lower	
5	21965	1	Foam, duct - right	
6	21989	2	Foam, rear panel - long	
7	22186	2	Foam, rear panel - short	
8	60268	12	Rivet, .188 dia. x .126 to .250 grip, SS	
9	22066W	1	Panel, rear	
--	22144	1	Assembly, rear panel	Items 1 - 9

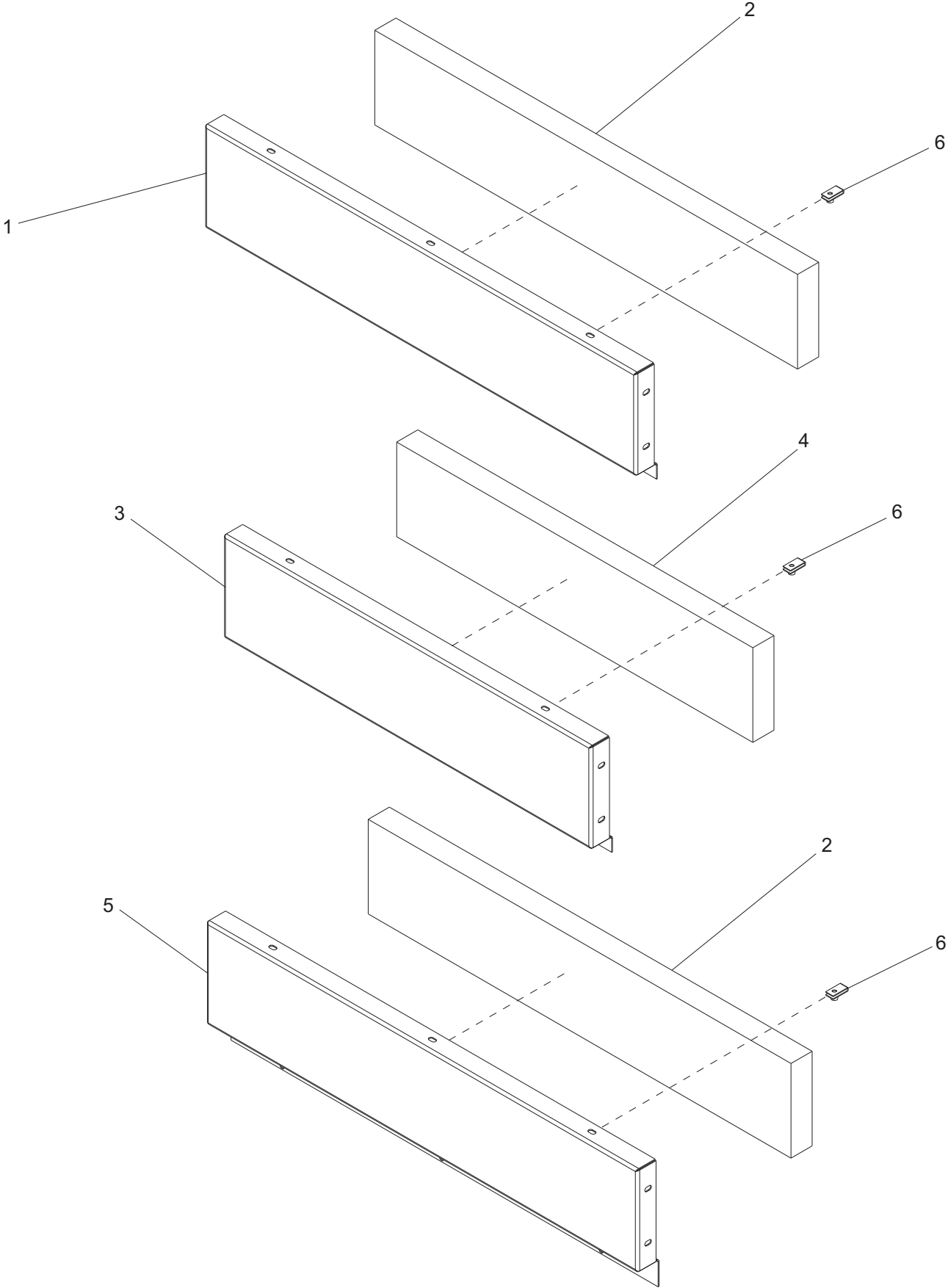
END AND LOWER SIDE PANEL ASSEMBLY



END AND LOWER SIDE PANEL ASSEMBLY

ITEM	PART NO.	QTY	DESCRIPTION	NOTES
1	22064W	1	Panel, end	
2	22178	1	Foam, end panel	
--	22088	4	Assembly, front/rear panel	Items 1 - 3
3	60505	18	Nut, .312-18 U-clip - long type	
4	22180	1	Foam, front lower side panel	
5	22134W	1	Panel, front lower side	
--	22140	2	Assembly, front lower panel	Items 4 - 5 & 8 - 9
6	22182	1	Foam, rear lower side panel	
7	22137W	1	Panel, rear lower side	
--	22143	1	Assembly, rear lower panel	Items 6 - 9
8	20916Z	3	Bracket, prop rod	
9	60268	6	Rivet, .188 dia. x .126 to .250 grip, SS	

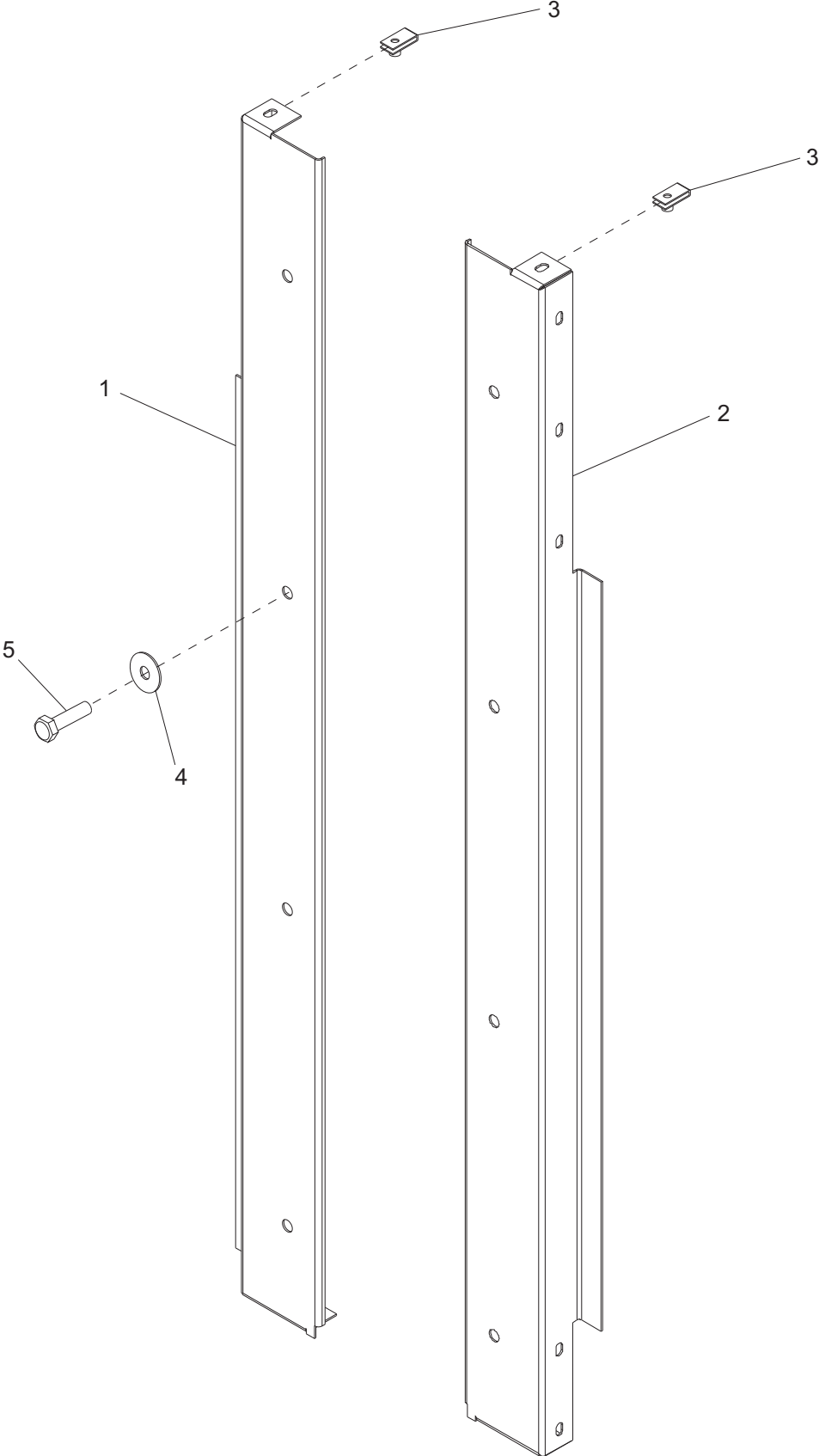
UPPER SIDE PANEL ASSEMBLY



UPPER SIDE PANEL ASSEMBLY

ITEM	PART NO.	QTY	DESCRIPTION	NOTES
1	22135W	1	Panel, left rear upper	
2	22181	2	Foam, rear upper	
--	22141	1	Assembly, left rear upper panel	Items 1 - 2 & 6
3	22133W	2	Panel, front upper	
4	22179	2	Foam, front upper	
--	22139	2	Assembly, front upper panel	Items 3 - 4 & 6
5	22136W	1	Panel, control box upper	
--	22142	1	Assembly, rear/right upper panel	Items 2 & 5 - 6
6	60505	10	Nut, .312-18 U-clip - long type	

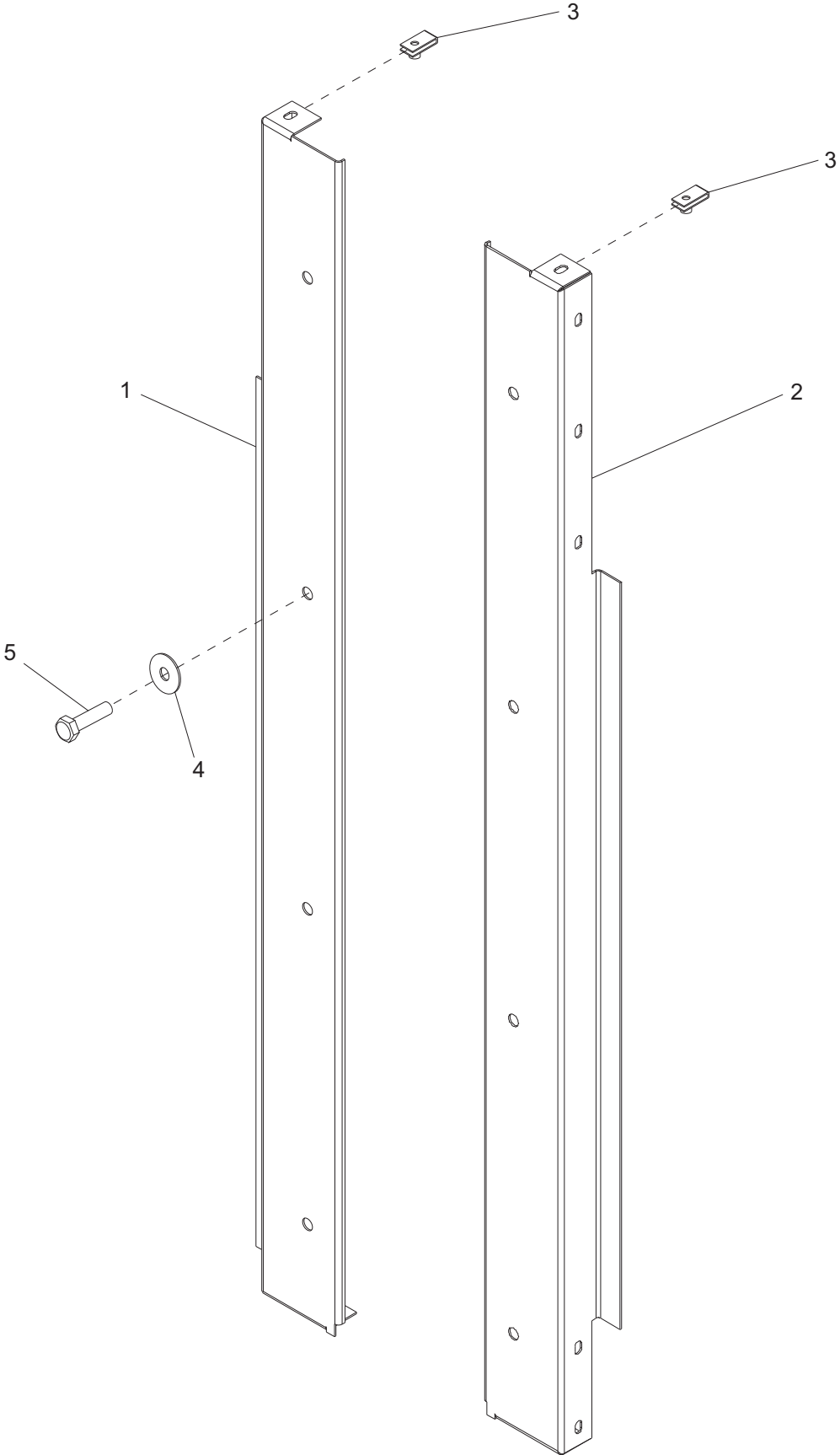
LEFT SIDE CENTER PANEL ASSEMBLY



LEFT SIDE CENTER PANEL ASSEMBLY

ITEM	PART NO.	QTY	DESCRIPTION	NOTES
1	22131W	1	Panel, left/middle/front	
2	22130W	1	Panel, right/middle/front	
3	60505	2	Nut, .312-18 U-clip - long type	
4	60452	4	Washer, .313 flat 1.125/1.0 bnd rbr, SS	
5	60168	4	Screw, .312-18 x 1.0 std hex G5	

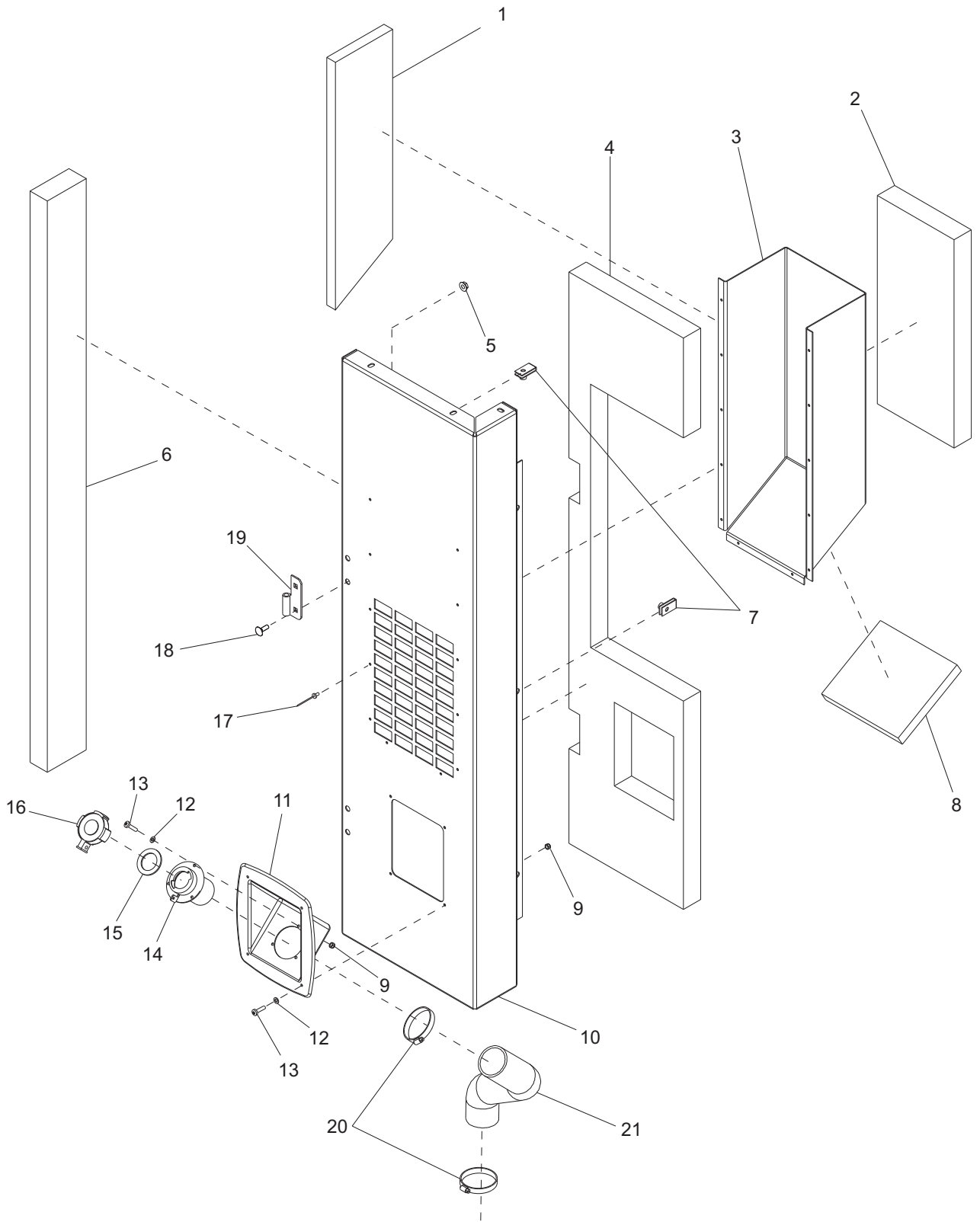
RIGHT SIDE CENTER PANEL ASSEMBLY



RIGHT SIDE CENTER PANEL ASSEMBLY

ITEM	PART NO.	QTY	DESCRIPTION	NOTES
1	22129W	1	Panel, right/middle/rear	
2	22130W	1	Panel, right/middle/front	
3	60505	2	Nut, .312-18 U-clip - long type	
4	60452	8	Washer, .313 flat 1.125/1.0 bnd rbr, SS	
5	60507	8	Screw, .312-18 x 1.0 std hex, SS	

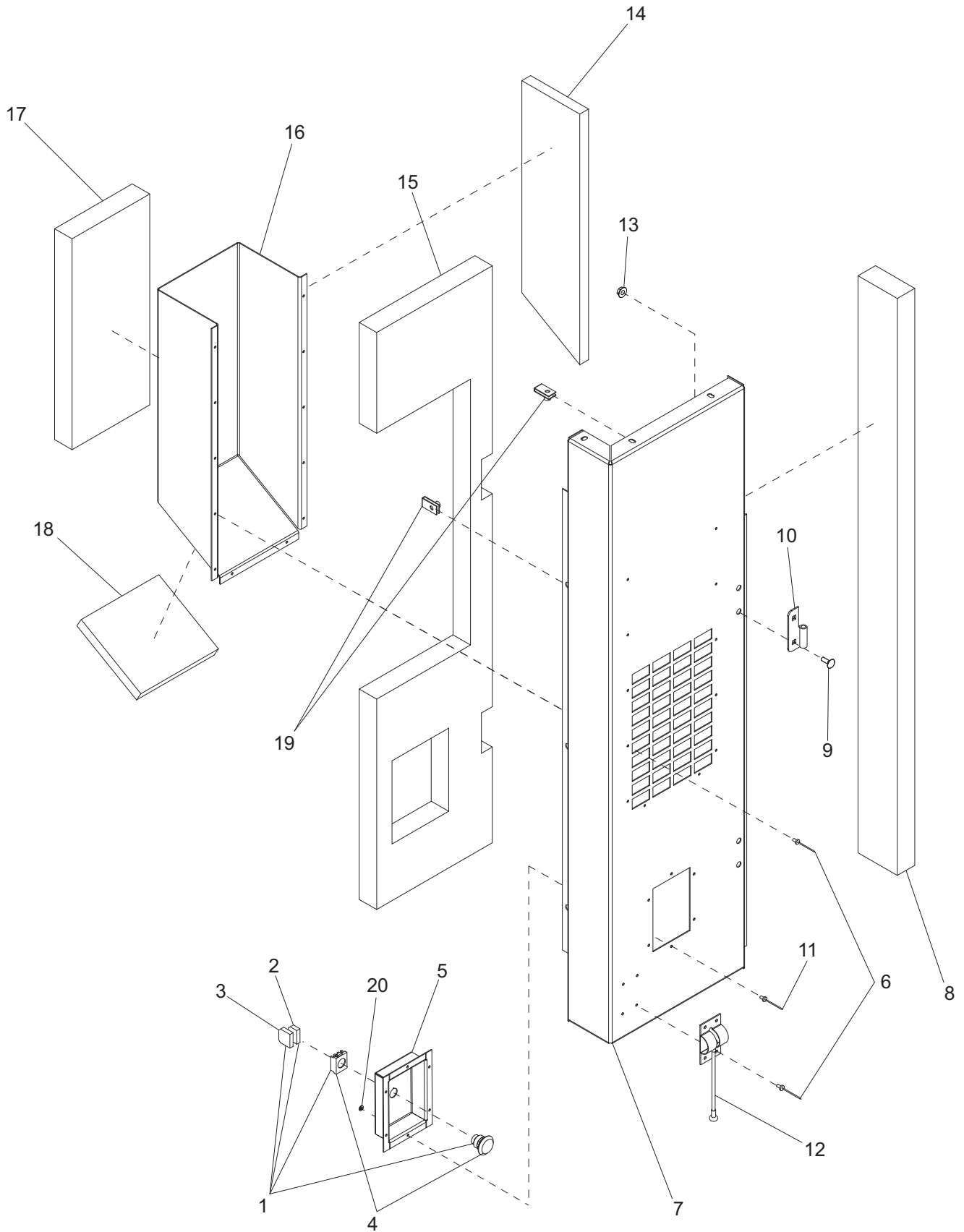
LEFT REAR CORNER ASSEMBLY



LEFT REAR CORNER ASSEMBLY

ITEM	PART NO.	QTY	DESCRIPTION	NOTES
1	21970	1	Foam, small duct - right	
2	21968	1	Foam, small duct - face	
3	21871W	1	Duct, side air	
4	22176	1	Foam, left rear corner	
5	60095	4	Nut, .312-18 sflg	
6	21963	1	Foam, common corner	
7	60505	6	Nut, .312-18 U-clip - long type	
8	21969	1	Foam, small duct - lower	
9	60530	7	Nut, 10-24 nylock, SS	
10	22062W	1	Panel, left rear	
11	18506	1	Port, fuel fill	
12	60067	7	Washer, #10 flat .435/.060, SS	
13	60529	7	Screw, 10-24 x .625 pan phil SS	
14	18666B	1	Weldment, filler tube & flange	
15	19238	1	Gasket, fuel fill	
16	18648	1	Cap, fuel fill w/gasket	
17	60268	12	Rivet, .188 dia. x .125 to .250 grip, SS	
18	61066	4	Screw, .312-18 x 1.0 carr sqr, SS	
19	18460	2	Hinge, left (female)	
20	19336	2	Clamp, hose - SAE 044 (2.31-3.25)	
21	18301	1	Hose, fuel fill	
--	22086	1	Assembly, left rear corner	Items 1 - 21

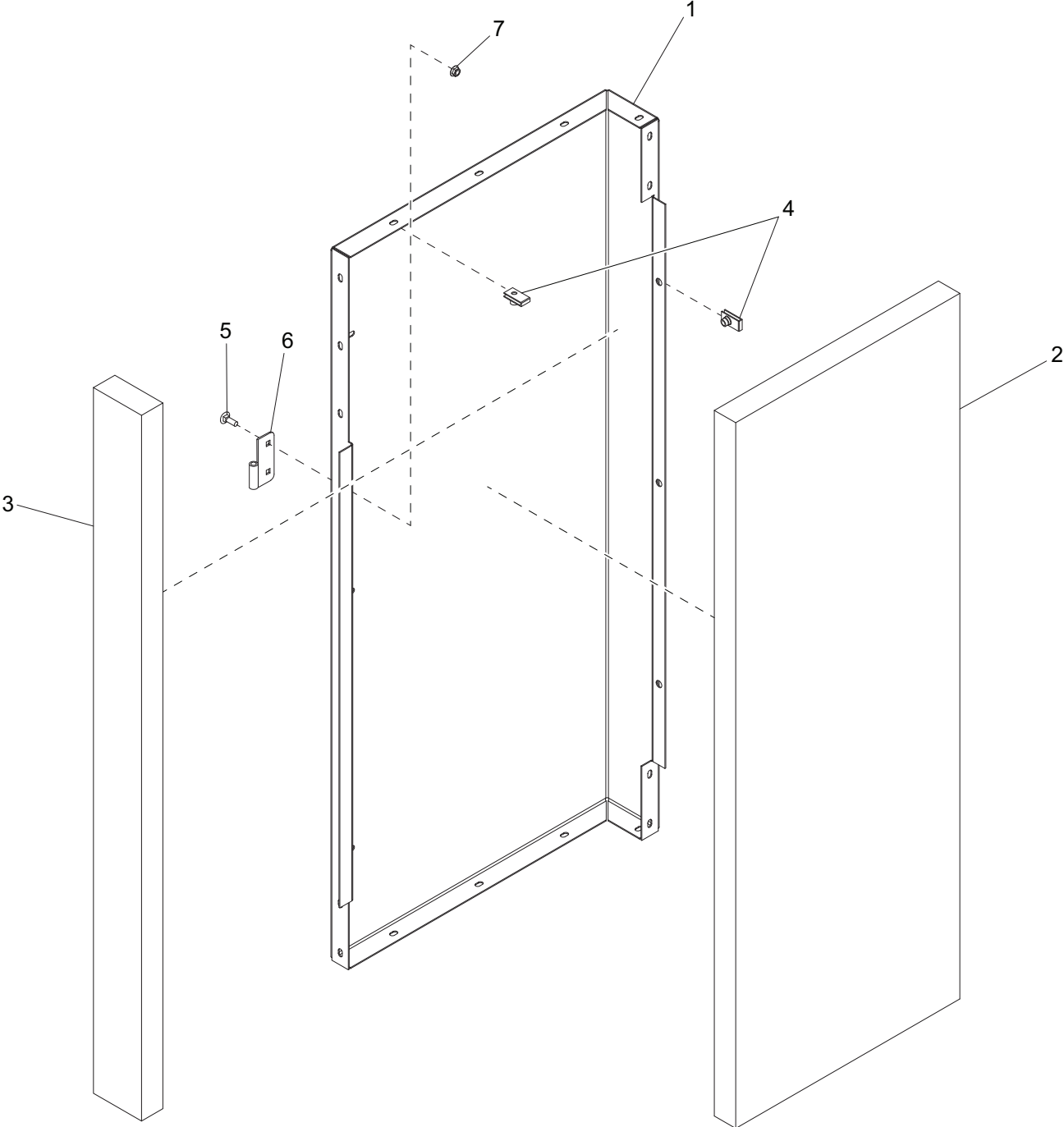
RIGHT REAR CORNER ASSEMBLY



RIGHT REAR CORNER ASSEMBLY

ITEM	PART NO.	QTY	DESCRIPTION	NOTES
1	22550	1	Assembly, E- stop switch - 2 NO/1 NC	Items 2 - 4
2	65580	1	Block, emergency stop contactor - NC	
3	65584	1	Block, emergency stop contactor - NO/NO	
4	65470	1	Switch, emergency stop operator	
5	22816B	1	Panel, emergency stop	
6	60268	16	Rivet, .188 dia. x .126 to .250 grip, SS	
7	22063W	1	Panel, rear right	
8	21963	1	Foam, common corner	
9	61066	4	Screw, .312-18 x 1.0 carr sqr, SS	
10	18462	2	Hinge, right (female)	
11	60260	6	Rivet, .188 dia. x .375 to .500 grip, SS	
12	62225	1	Latch, door - stainless cable w/ball	
13	60095	4	Nut, .312-18 sflg	
14	21971	1	Foam, duct - left	
15	22177	1	Foam, rear right corner	
16	21871W	1	Duct, side	
17	21968	1	Foam, duct - face	
18	21969	1	Foam, duct - lower	
19	60505	6	Nut, .312-18 U-clip - long type	
20	60067	6	Washer, #10 flat .435/.060, SS	
--	22087	1	Assembly, right rear corner	Items 5 - 20

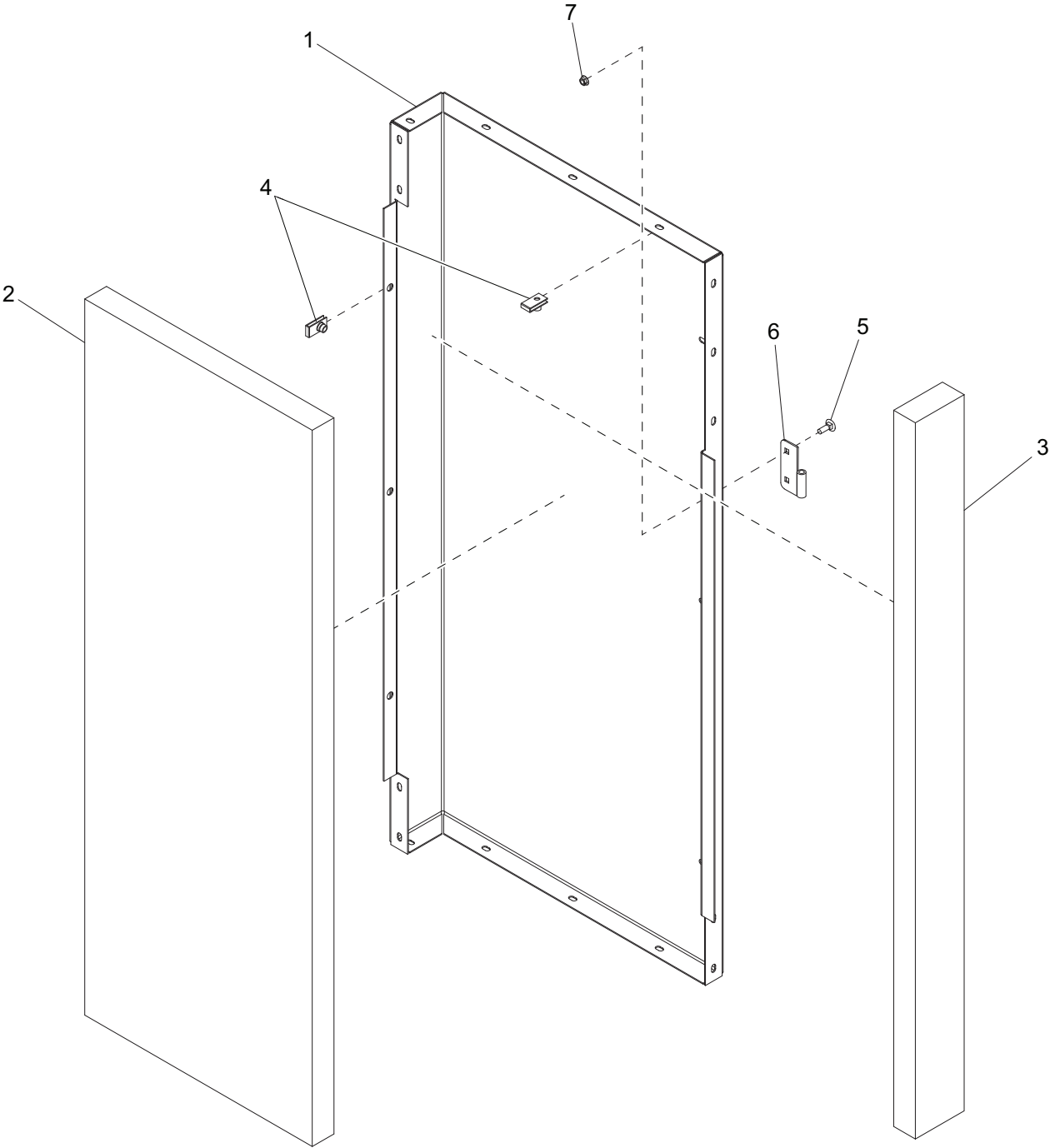
LEFT FRONT CORNER ASSEMBLY



LEFT FRONT CORNER ASSEMBLY

ITEM	PART NO.	QTY	DESCRIPTION	NOTES
1	22052W	1	Panel, left front	
2	21956	1	Foam, left front	
3	21963	1	Foam, common corner	
4	60505	7	Nut, .312-18 U-clip - long type	
5	61066	4	Screw, .312-18 x 1.0 carr sqr, SS	
6	18462	2	Hinge, right (female)	
7	60095	4	Nut, .312-18 hex	
--	22080	1	Assembly, left front corner	Items 1 - 7

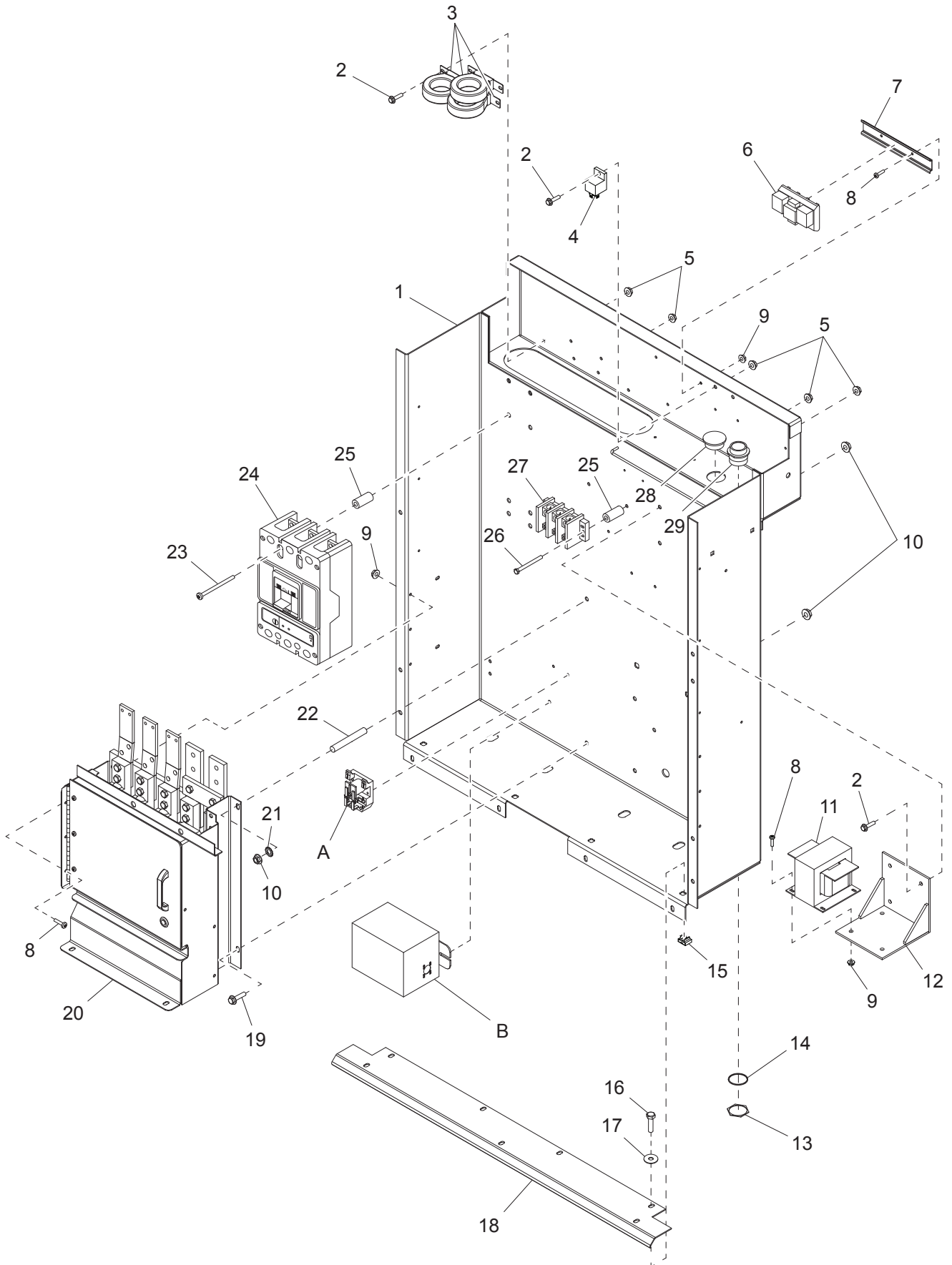
RIGHT FRONT CORNER ASSEMBLY



RIGHT FRONT CORNER ASSEMBLY

ITEM	PART NO.	QTY	DESCRIPTION	NOTES
1	22053W	1	Panel, front right	
2	21956	1	Foam, front right	
3	21963	1	Foam, common corner	
4	60505	7	Nut, .312-18 U-clip - long type	
5	61066	4	Screw, .312-18 x 1.0 carr sqr, SS	
6	18460	2	Hinge, left (female)	
7	60095	4	Nut, .312-18 sflg	
--	22079	1	Assembly, right front corner	Items 1 - 7

CONTROL BOX ASSEMBLY (1 OF 2)



CONTROL BOX ASSEMBLY (1 OF 2)

ITEM	PART NO.	QTY	DESCRIPTION	NOTES
1	28653B	1	Weldment, control box	
2	60175	11	Screw, .250-20 x .500 sflg hex, G5	
3	65444	3	Transformer, current	
4	66455	1	Relay, 12V 70A NC/80A NO w/diode	
5	60161	17	Nut, .250-20 sflg, G5	
6	66864	1	Assembly, transformer board	MMG185DCAN6 only
7	67129	1	Rail, din - 35 mm x 7.0	MMG185DCAN6 only
8	60398	9	Screw, 10-32 x .500 pan phil, SS	
9	61045	9	Nut, 10-32 sflg	
10	60020	3	Nut, M8-1.25 sflg lock	
11	66109	1	Transformer, 600V dedicated gen	MMG185DCAN6 only
12	34454B	1	Bracket, transformer - 600V	MMG185DCAN6 only
13	65416	1	Nut, Deutsch 21-pin plug	
14	65417	1	Washer, lock, 21-pin Deutsch	
15	15425	4	Nut, .312-18 cage	
16	60507	4	Screw, .312-18 x 1.0 std hex, SS	
17	60452	4	Washer, .313 flat 1.125/1.0 bnd rbr, SS	
18	28582B	1	Panel, cable guard	
19	60160	3	Screw, M8-1.25 x 30 sflg hex, G8.8	
20	<i>Page 50</i>	1	Assembly, lug box	
21	60069	1	Washer, M8 external star	
22	18992	1	Stud, ground - M8 x 1.25 x 100 mm	
23	60371	4	Screw, .250-20 x 3.0 pan phil, G5	
24	65354	1	Breaker, 700A, 3 pole, 12-24V	
25	28581B	6	Spacer, breaker - 1.5 in. long	
26	60259	2	Screw, .250-20 x 2.50 std hex, G5	
27	65356	1	Block, terminal - 3 pole, Bussman	
28	66044	1	Plug, Deutsch connector hole	
29	65309	1	Connector, Deutsch - 21 pos. receptacle	
--	66456	1	Connector, 70A relay	

OPTIONAL FEATURES

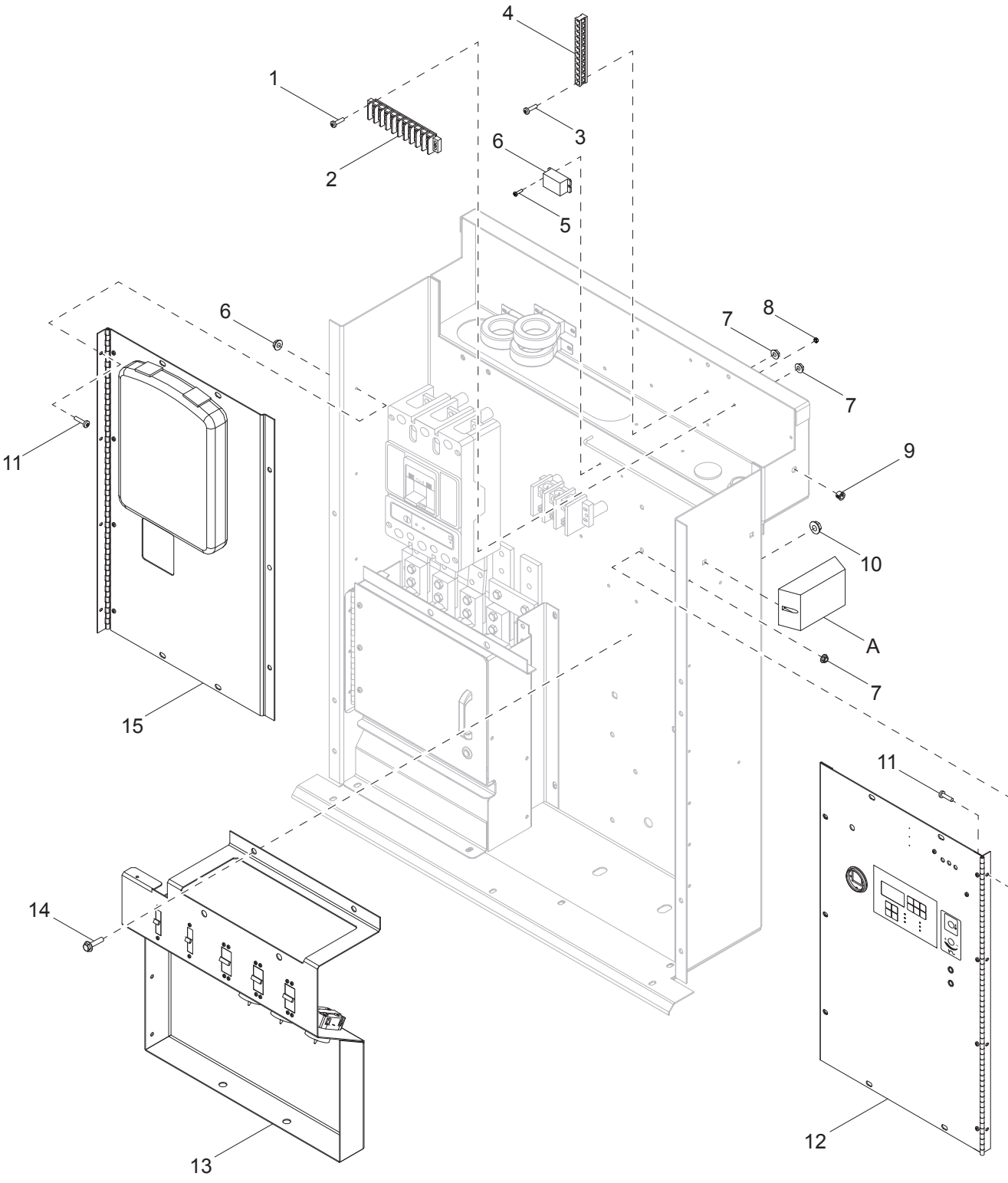
Buck Transformer:

A	65461	1	Relay, 30A DPDT 120VAC
B	21487	1	Transformer, 1.13:1 1-phase 500VA
--	66340	1	Relay, voltage sensing
--	65644	1	Base, relay - 8 pos
--	60396	2	Screw, 10-32 x 1.250 pan phil, G2
--	60061	2	Nut, 10-32 nylock
--	67081	1	Wire group - buck transformer

4 Position Phase Switch (MMG185D & MMG185DCAN only):

--	65644	1	Base, relay - 8 pos
--	65659	1	Relay, DPDT, 12VDC, 8 pos

CONTROL BOX ASSEMBLY (2 OF 2)



CONTROL BOX ASSEMBLY (2 OF 2)

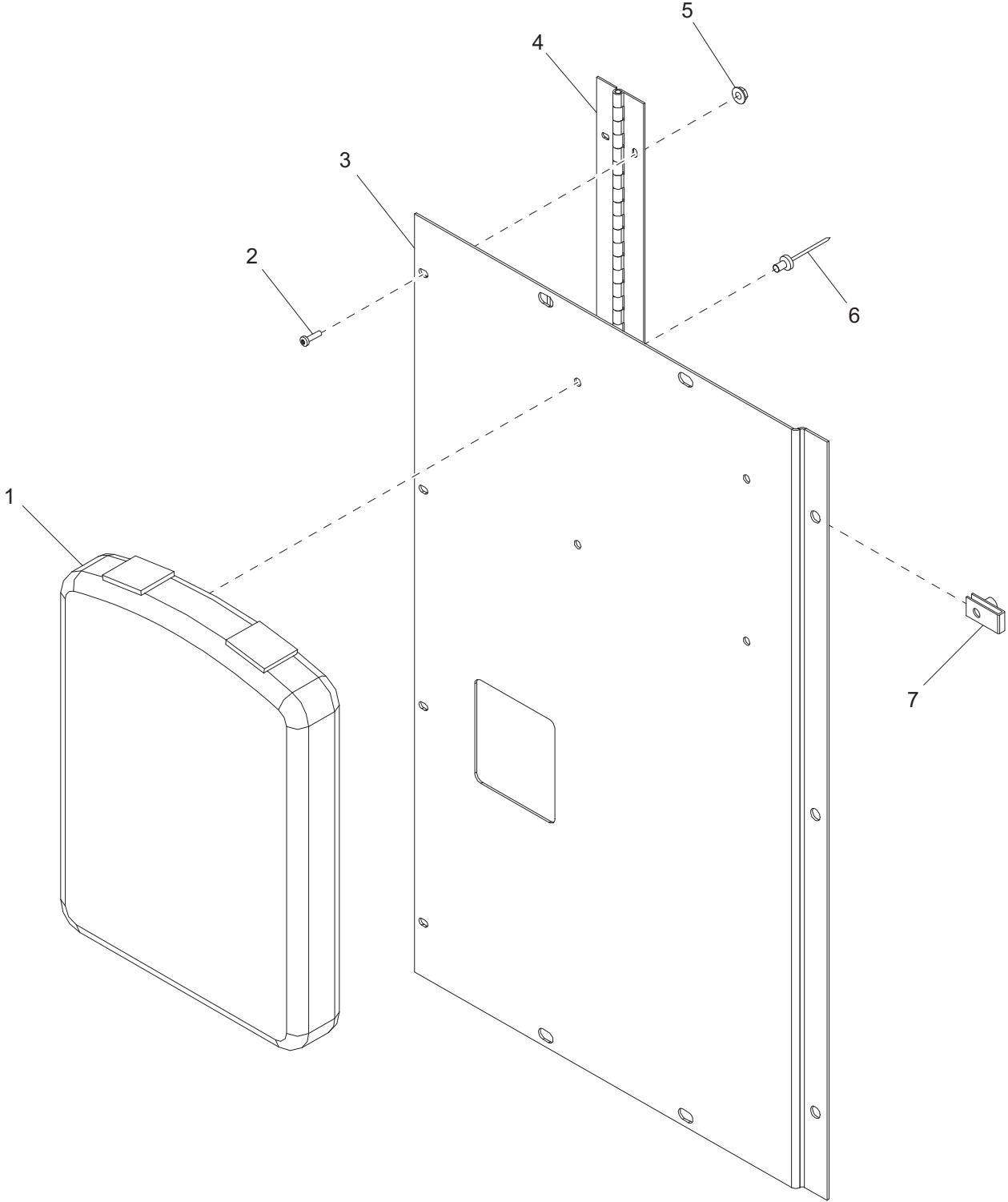
ITEM	PART NO.	QTY	DESCRIPTION	NOTES
1	60062	2	Screw, 10-32 x .750 pan phil, G2	
2	14203	1	Block, terminal - 10 pos	
3	60406	2	Screw, 8-32 x 1.00 pan phil G2	
4	14204	1	Kit, ground bar	
5	60526	2	Screw, 8-32 x .500 pan phil, G2	MMG185DCAN6 only
6	67851	1	Relay, 30A/3A DPDT 12VDC coil	MMG185DCAN6 only
7	61045	12	Nut, 10-32 sflg	
8	60318	2	Nut, 8-32 hex, G5	MMG185DCAN6 only
9	19163	1	Fitting, bushing - .500 OD x .375 ID	
10	60020	2	Nut, M8-1.25 sflg, G8.8	
11	60398	8	Screw, 10-32 x .500 pan phil, SS	
12	Page 48	1	Assembly, right control panel	
13	Page 56	1	Assembly, outlet panel	
14	60160	2	Screw, M8-1.25 x 30 sflg hex, G8.8	
15	Page 46	1	Assembly, left control panel	
--	66076	1	Wire group - control box	

OPTIONAL FEATURES:

Battery Charger:

A	65326	1	Charger, battery - 2A, 3 stage, 1 output
--	60062	2	Screw, 10-32 x .750 pan phil, G2
--	61045	2	Nut, 10-32 sflg

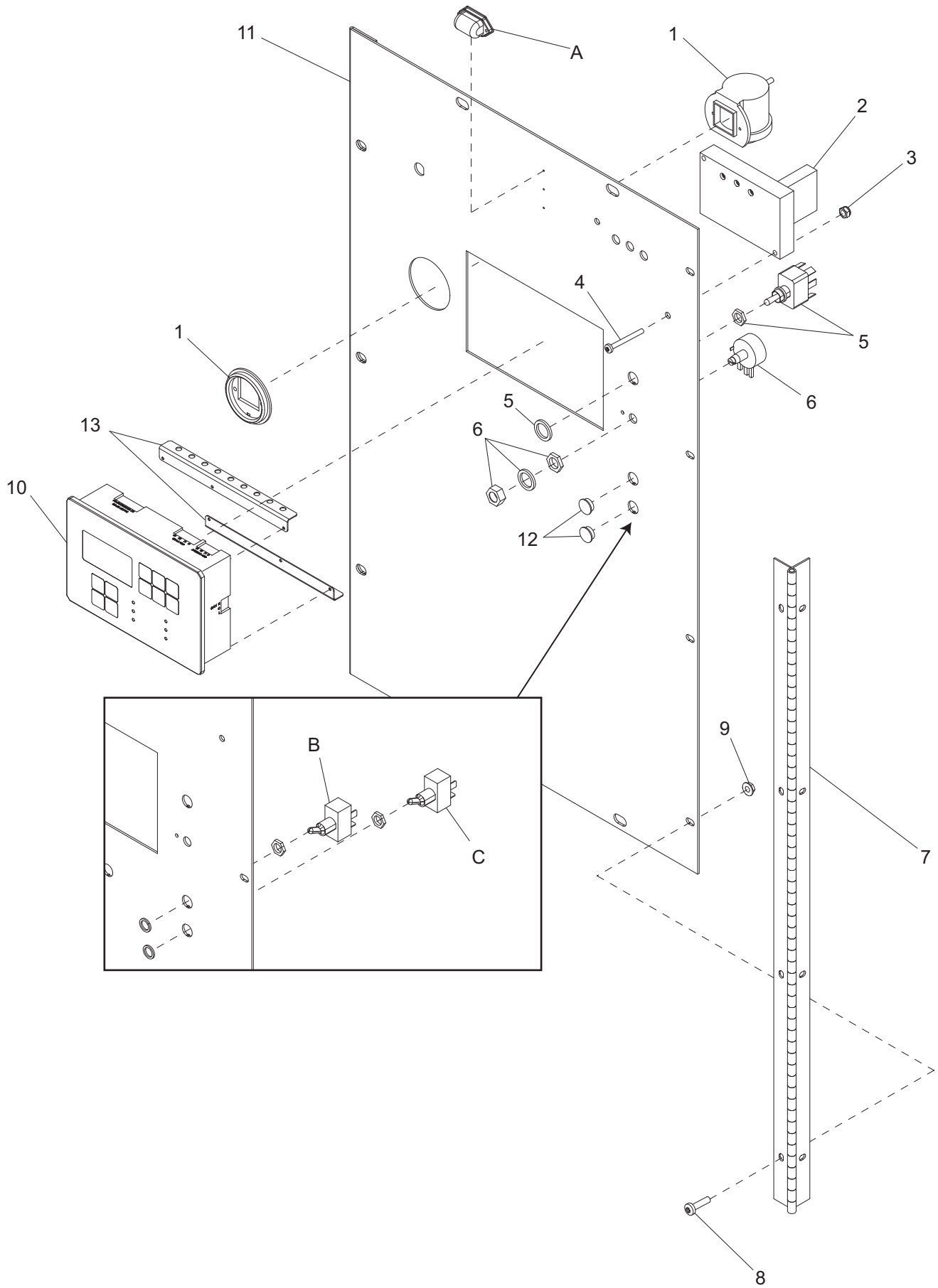
LEFT CONTROL PANEL ASSEMBLY



LEFT CONTROL PANEL ASSEMBLY

ITEM	PART NO.	QTY	DESCRIPTION	NOTES
1	24540	1	Holder, manual	
2	60398	4	Screw, 10-32 x .500 pan phil, SS	
3	28564W	1	Panel, control - left	
4	22208	1	Hinge, control panel - 28.0 in	
5	61045	4	Nut, 10-32 sflg	
6	60231	4	Rivet, .188 dia. x .375 to .500 grip, SS	
7	60505	3	Nut, .312-18 U-clip - long type	

RIGHT CONTROL PANEL ASSEMBLY



RIGHT CONTROL PANEL ASSEMBLY

ITEM	PART NO.	QTY	DESCRIPTION	NOTES
1	18609	1	Kit, filter minder gauge	
2	10519	1	Regulator, voltage - SE 350	
3	60061	2	Nut, 10-32 nylock	
4	60397	2	Screw, 10-32 x 1.0 pan phil, G2	
5	25077	1	Switch, toggle - SPST 20A VAC	
6	18113	1	Potentiometer - 2.5K, 2 watt	
7	22208	1	Hinge, control panel - 28.0	
8	60398	4	Screw, 10-32 x .500 pan phil, SS	
9	61045	4	Nut, 10-32 sflg	
10	66585	1	Controller, eng/gen - prgrmd	MMG185D & MMG185DCAN
	67104	1	Controller, eng/gen - prgrmd, 600V	MMG185DCAN6
11	28634W	1	Panel, digital control	
12	60749	2	Plug, hole .500 dia. - white	
13	29893	2	Bracket, control board wire guide	
--	18934	1	Decal, potentiometer guard	

OPTIONAL FEATURES

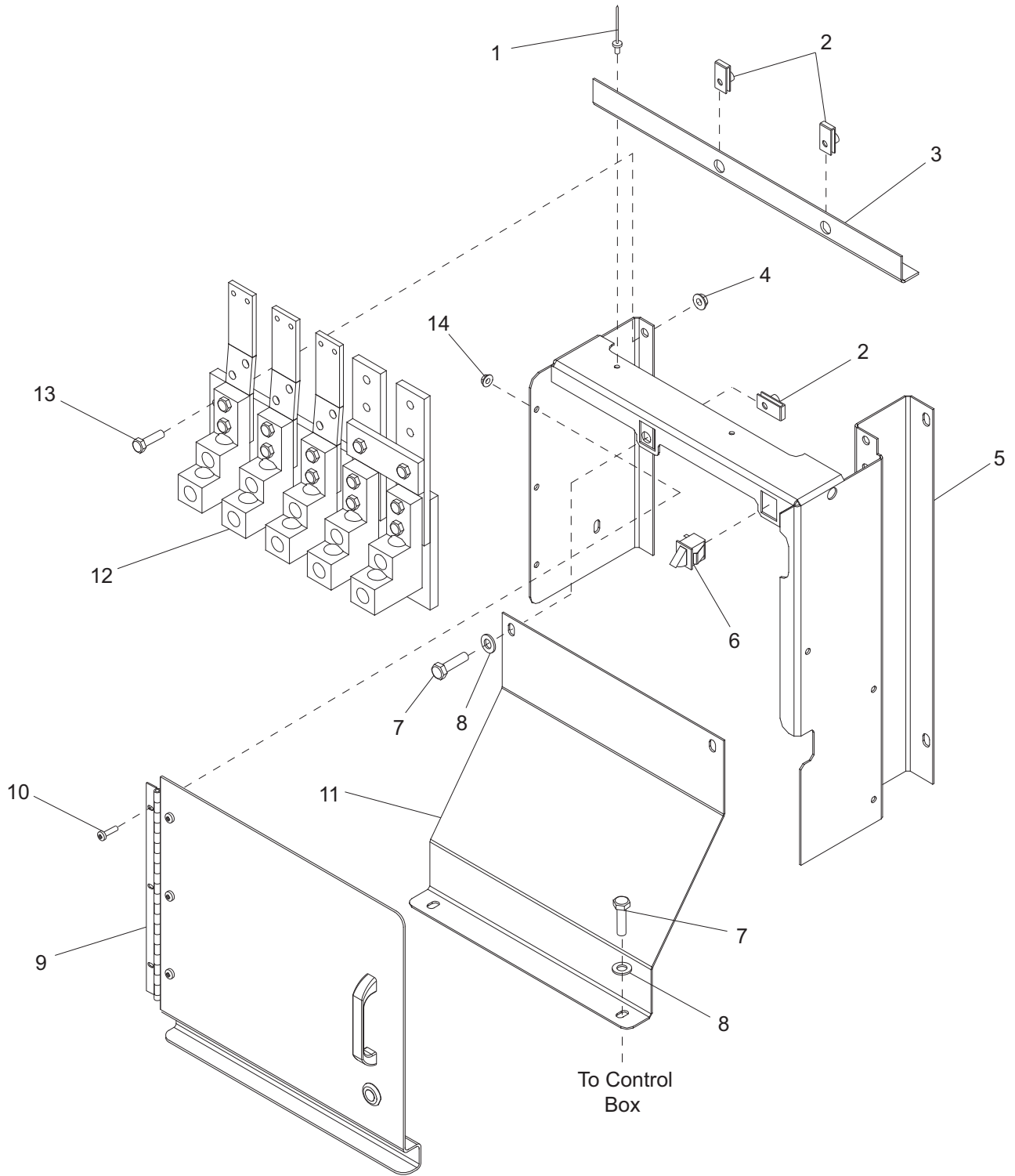
Control Panel Light:

A	23025	1	Light, interior control panel
B	25077	1	Switch, toggle - SPST 20A VAC
--	67042	1	Wire group - control panel light

Interior Light:

C	25077	1	Switch, toggle - SPST 20A VAC
---	-------	---	-------------------------------

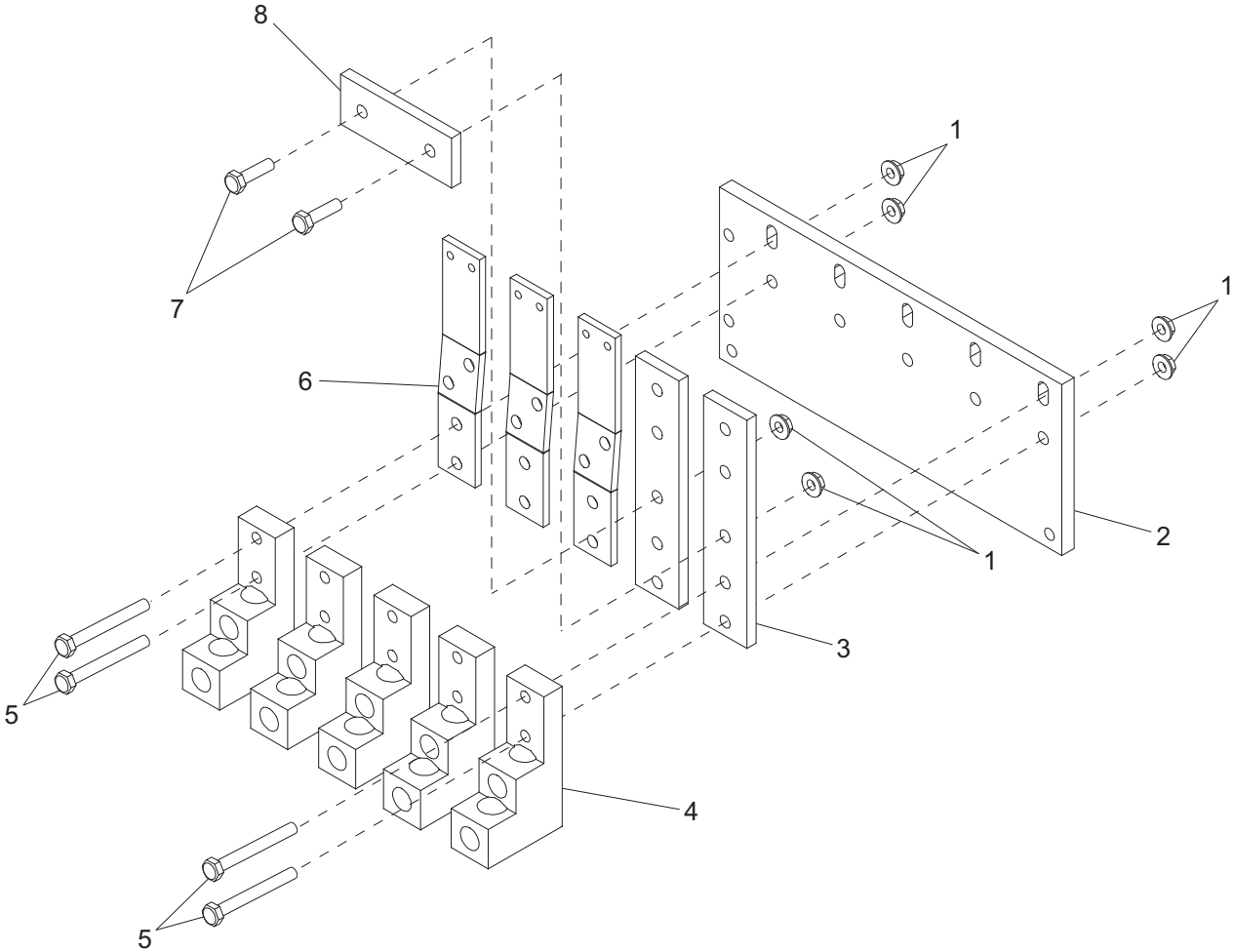
LUG BOX ASSEMBLY



LUG BOX ASSEMBLY

ITEM	PART NO.	QTY	DESCRIPTION	NOTES
1	60268	2	Rivet, .188 dia. x .126 to .250 grip, SS	
2	60505	4	Nut, .312-18 U-clip - long type	
3	28583W	1	Angle, top lug box	
4	60145	2	Nut, .375-16 sflg, G5	
5	28561W	1	Box, lug enclosure	
6	12632	2	Switch, trigger safety, NO & NC	
7	60507	4	Screw, .312-18 x 1.0 std hex, SS	
8	60452	4	Washer, .313 flat 1.125/1.0 bnd rbr, SS	
9	Page 54	1	Assembly, lug box door	
10	60398	3	Screw, 10-32 x .500 pan phil, SS	
11	28569W	1	Panel, lug box outlet	
12	Page 52	1	Assembly, lug plate	
13	60205	2	Screw, .375-16 x 1.0 std hex, G5	
14	61045	3	Nut, 10-32 sflg	

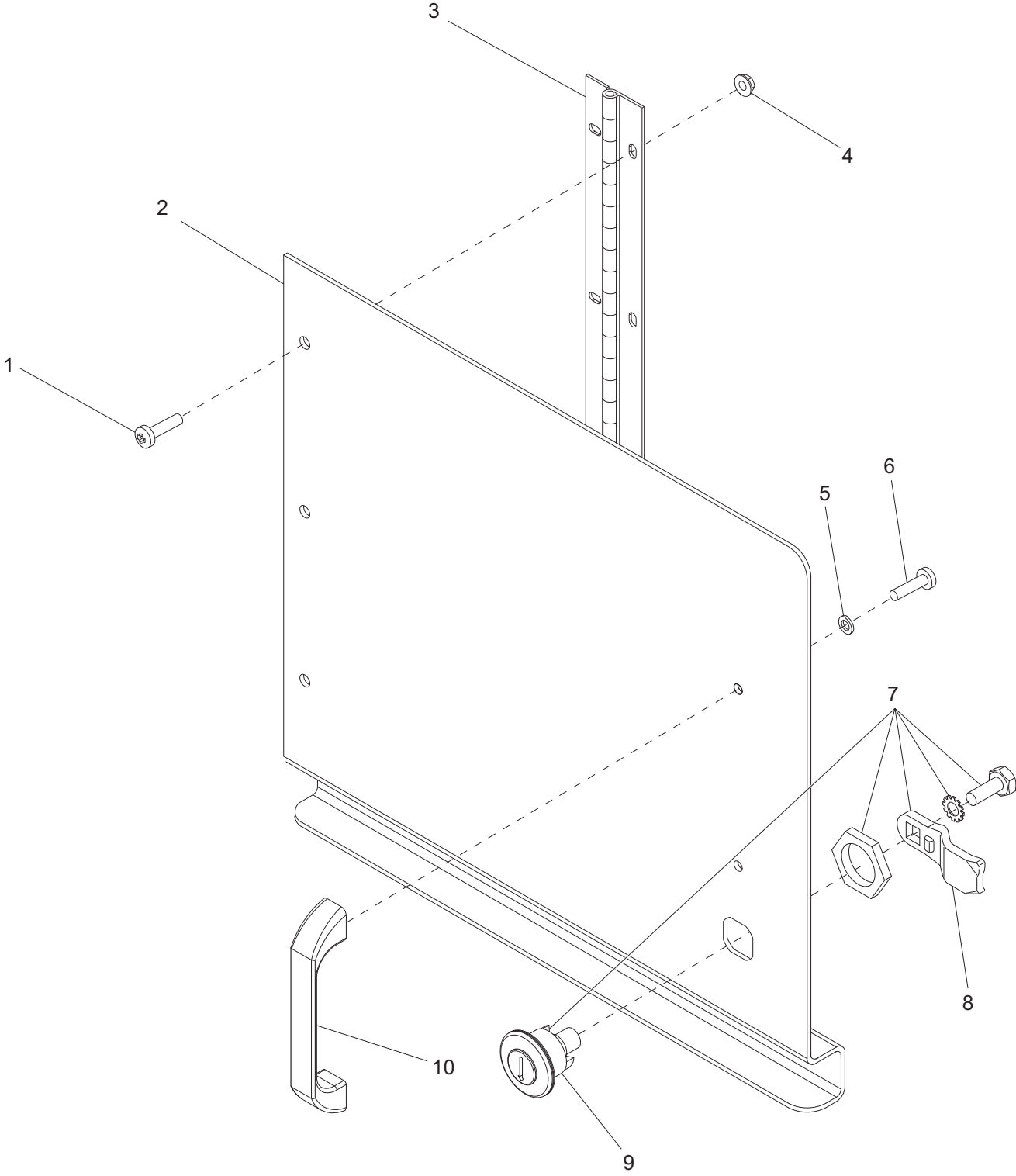
LUG BOX PLATE ASSEMBLY



LUG BOX PLATE ASSEMBLY

ITEM	PART NO.	QTY	DESCRIPTION	NOTES
1	60145	12	Nut, .375-16 sflg, G5	
2	27828	1	Panel, lug box glastic	
3	28584	2	Bus, lug extension	
4	65890	5	Lug, terminal dual - 2 hole stacked	
5	60478	10	Screw, .375-16 x 2.0 std hex, G5	
6	28567	3	Bus, main breaker out	
7	60205	2	Screw, .375-16 x 1.0 std hex, G5	
8	28585	1	Bus, grounding link	

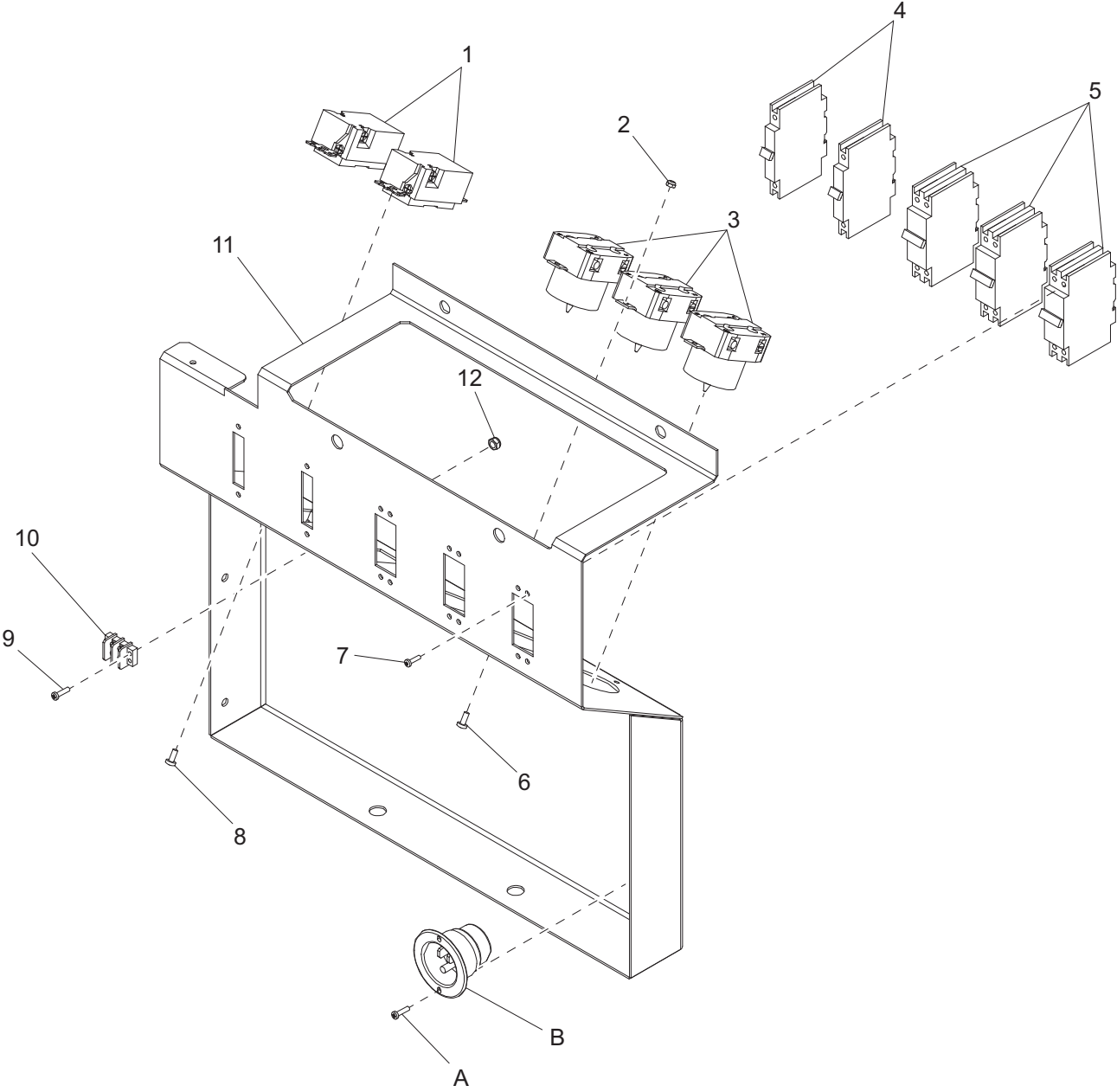
LUG BOX DOOR ASSEMBLY



LUG BOX DOOR ASSEMBLY

ITEM	PART NO.	QTY	DESCRIPTION	NOTES
1	60398	3	Screw, 10-32 x .500 pan phil, SS	
2	28570W	1	Door, lug box	
3	22018	1	Hinge, continuous - 10.25 in	
4	61045	3	Nut, 10-32 sflg	
5	60252	2	Washer, #10 split lock	
6	60068	2	Screw, 10-24 x .500 pan phil, G2	
7	12547	1	Assembly, cam lock - quarter turn	
8	12550	1	Cam lock lever leg	
9	12549	1	Cam lock cylinder	
10	18893	1	Handle, lug door	

OUTLET PANEL ASSEMBLY



OUTLET PANEL ASSEMBLY

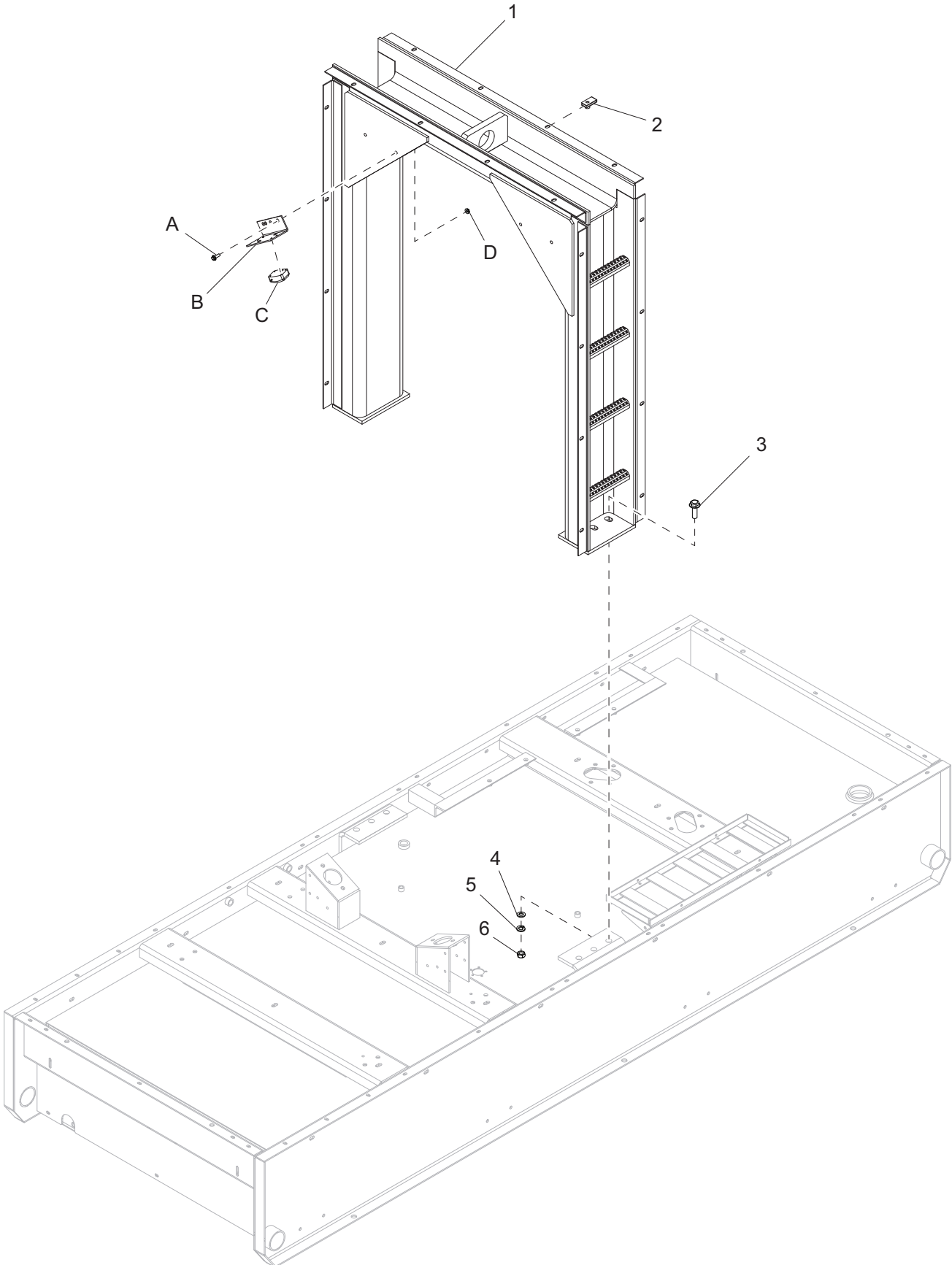
ITEM	PART NO.	QTY	DESCRIPTION	NOTES
1	14130	2	Receptacle, 120V/20A GFI	
2	60457	6	Nut, 10-24 nylock, G2	
3	18089	3	Receptacle, 240V/50A twist-lock	
4	18091	2	Breaker, 20A/240V, 1-pole	
5	18092	3	Breaker, 50A/240V, 2-pole	
6	60068	6	Screw, 10-24 x .500 pan phil, G2	
7	60046	16	Screw, 6-32 x .750 pan phil, G2	
8	60405	4	Screw, 6-32 x .250 pan phil, G2	
9	60526	2	Screw, 8-32 x .500 pan phil, G2	
10	18890	1	Block, terminal - 2 pos	
11	26355W	1	Panel, outlet	
12	60270	2	Nut, 8-32 nylock, class 6	
--	66300	1	Wire group - receptacle	

OPTIONAL FEATURES

Battery Charger:

A	60364	2	Screw, 10-16 x .500 std hex G2 slf drlng
B	65285	1	Receptacle, 120V/15A inlet

LIFT STRUCTURE ASSEMBLY



LIFT STRUCTURE ASSEMBLY

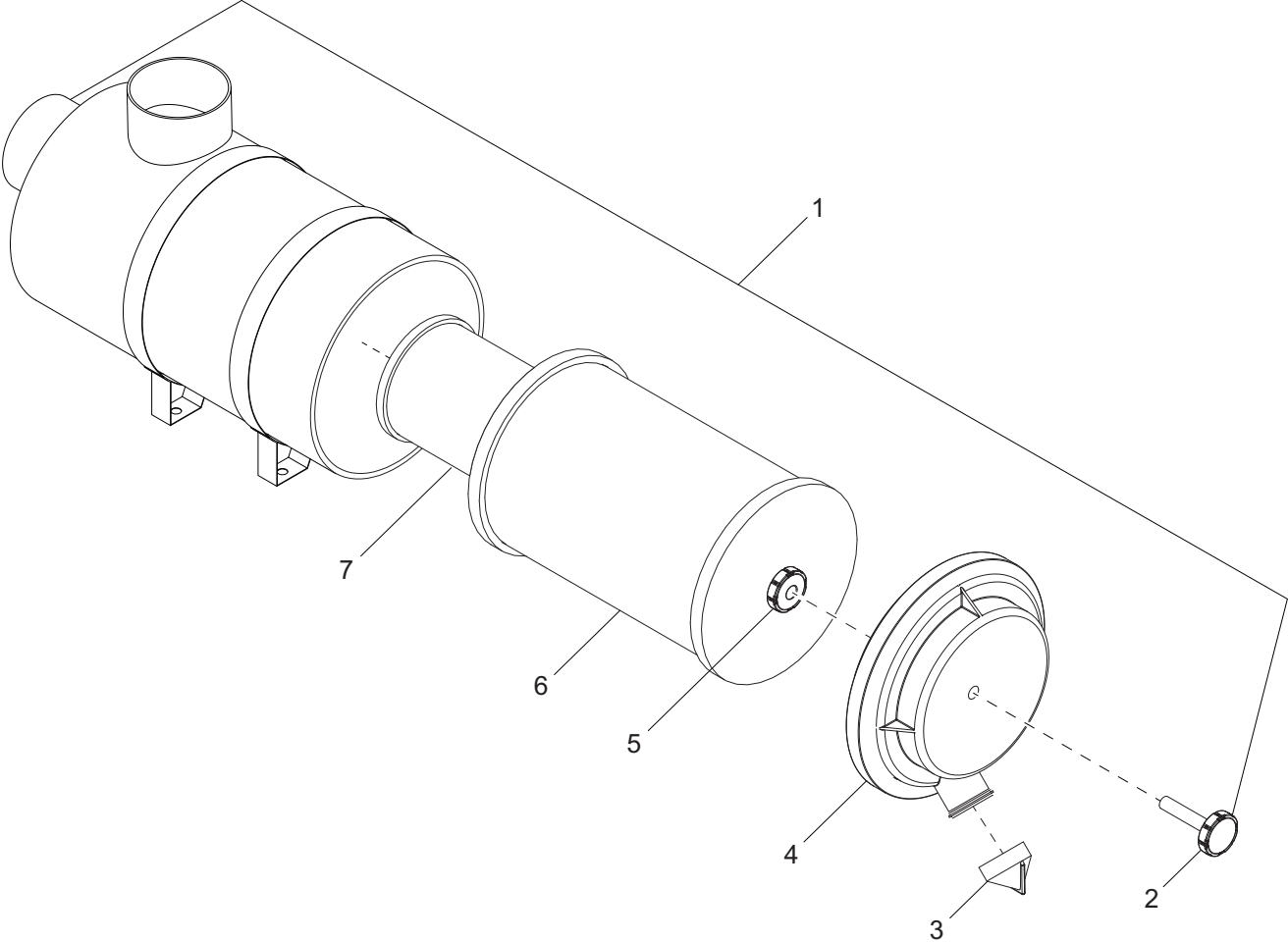
ITEM	PART NO.	QTY	DESCRIPTION	NOTES
1	22082B	1	Weldment, lift structure	
2	60505	24	Nut, .312-18 U-clip - long type	
3	63111	6	Screw, .750-10 x 2.250 flg hex, G8	
4	60081	6	Washer, M20 flat	
5	60248	6	Washer, .750 split lock	
6	60249	6	Nut, .750-10 hex, G8	
--	22081	1	Assembly, lift structure	Items 1 - 6

OPTIONAL FEATURES

Interior Lights:

A	61091	4	Screw, .312-18 x 1.0 sflg hex, G5
B	23528B	2	Bracket, interior light
C	11947	2	Light, interior with switch
D	60095	4	Nut, .312-18 sflg
--	60445	8	Screw, M5-0.80 x 16 pan phil, SS
--	60447	8	Nut, M5-0.80 nylock, SS
--	65932	1	Harness, light option

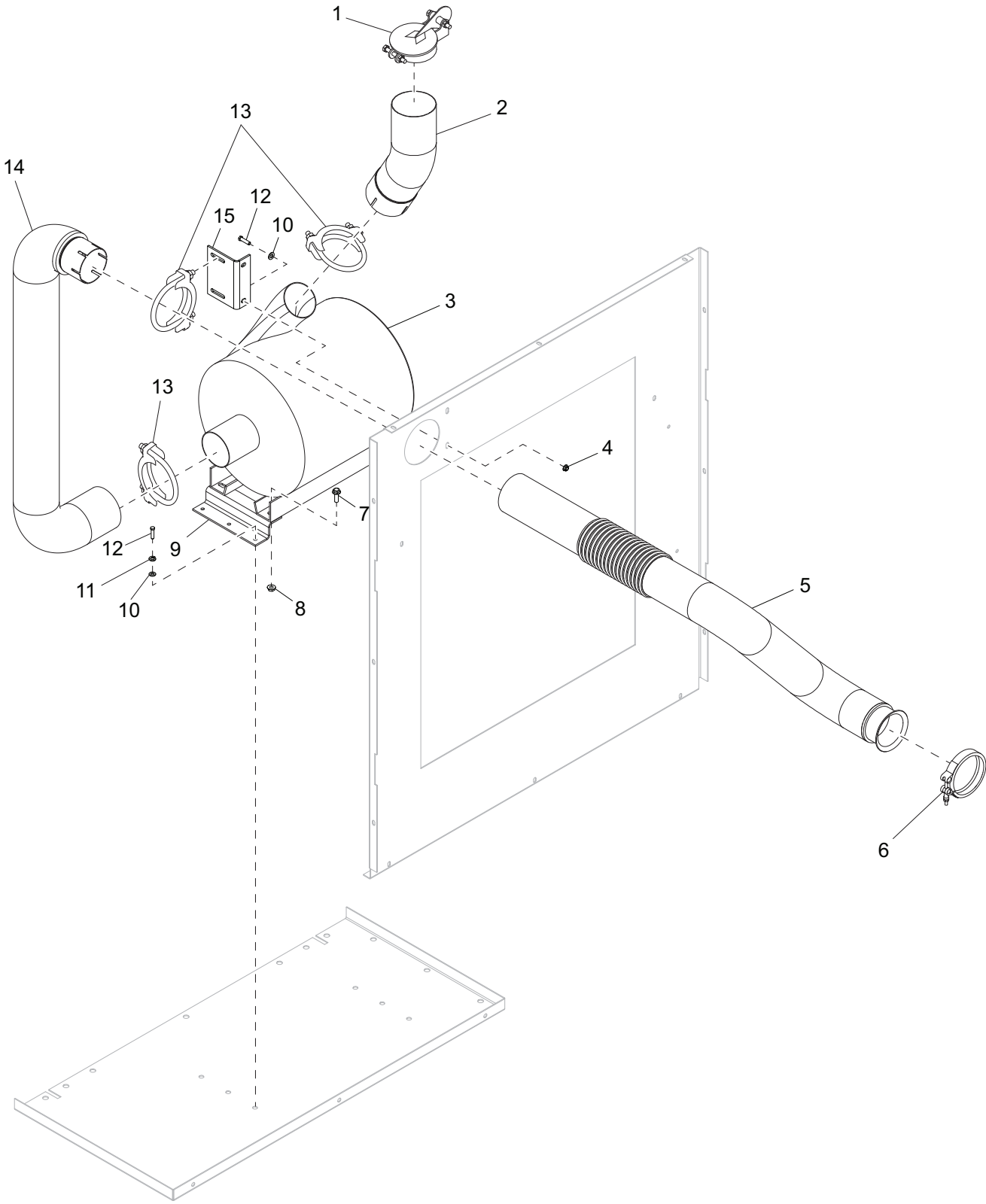
AIR FILTER ASSEMBLY



AIR FILTER ASSEMBLY

ITEM	PART NO.	QTY	DESCRIPTION	NOTES
1	22118	1	Filter, air	
2	26650	1	Knob, air filter housing, end	
3	22330	1	Cap, dust ejector	
4	30830	1	Cap, air filter	
5	22329	1	Knob, air filter housing	
6	22328	1	Element, air filter	
7	27274	1	Element, air filter - safety	

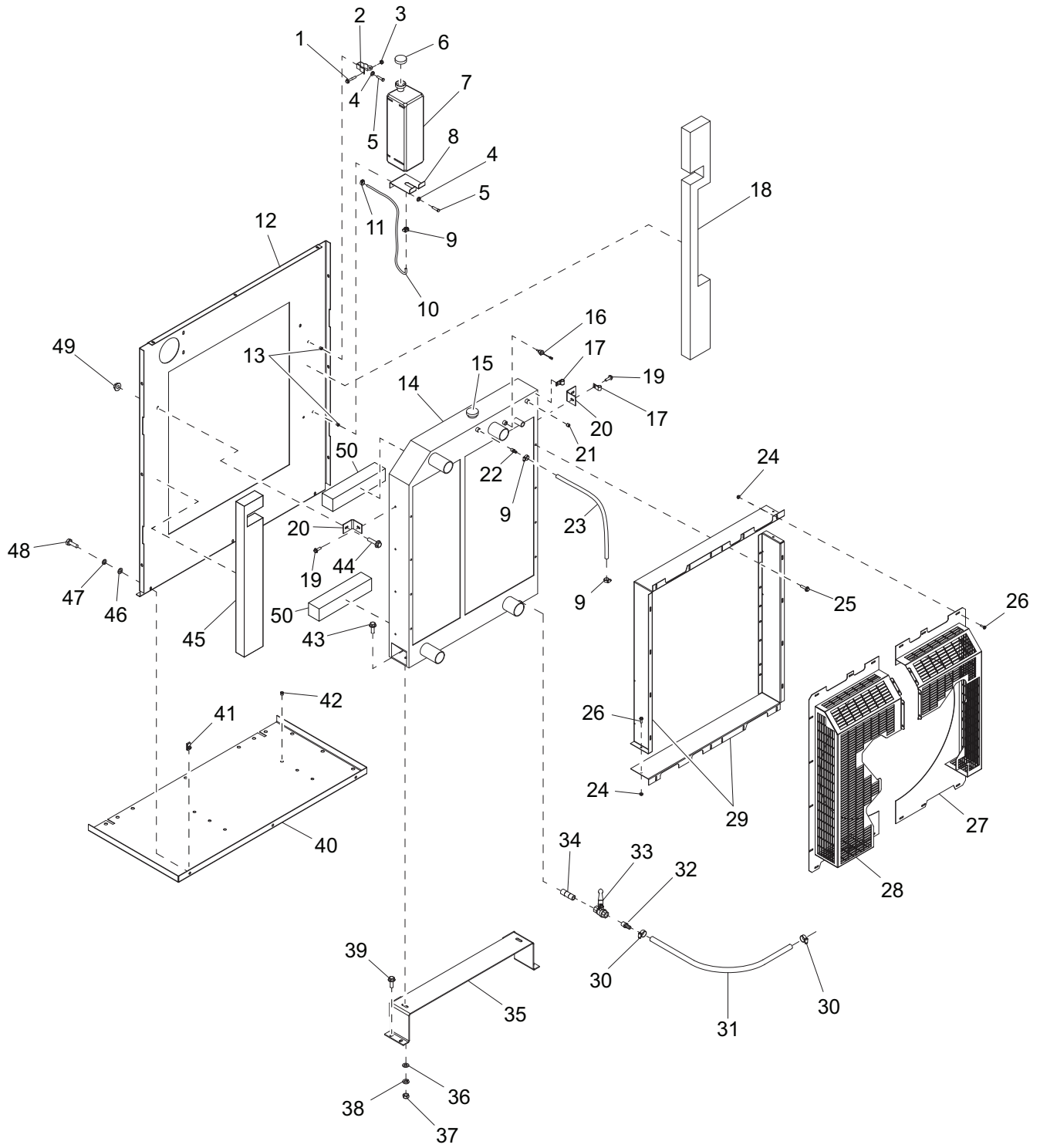
EXHAUST SYSTEM ASSEMBLY



EXHAUST SYSTEM ASSEMBLY

ITEM	PART NO.	QTY	DESCRIPTION	NOTES
1	21090	1	Cap, rain - 4.0	
2	21851	1	Pipe, exhaust - up, 4.0	
3	21848	1	Muffler, 4.0 - cowl	
4	60095	1	Nut, .312-18 sflg	
5	26381	1	Pipe, exhaust	
6	18820	1	Clamp, V-band - 4.33 ID/.207	
7	60353	4	Screw, .375-16 x 1.0 flg hex, Self tapping	
8	60145	4	Nut, .375-16 sflg, G5	
9	21869B	2	Bracket, muffler mounting	
10	60340	8	Washer, .312 flat .875/.040, SS	
11	60701	6	Washer, .312 split lock, SS	
12	60507	8	Screw, .312-18 x 1.0 std hex, SS	
13	18822	3	Clamp, muffler - 4.0	
14	22154	1	Pipe, exhaust - down	
15	32811B	1	Bracket, muffler pipe support	
--	26481	6 ft	Sleeve, high temp - 5.0	
--	19842	2	Clamp, hose - SAE 027 (4.06-5.00)	

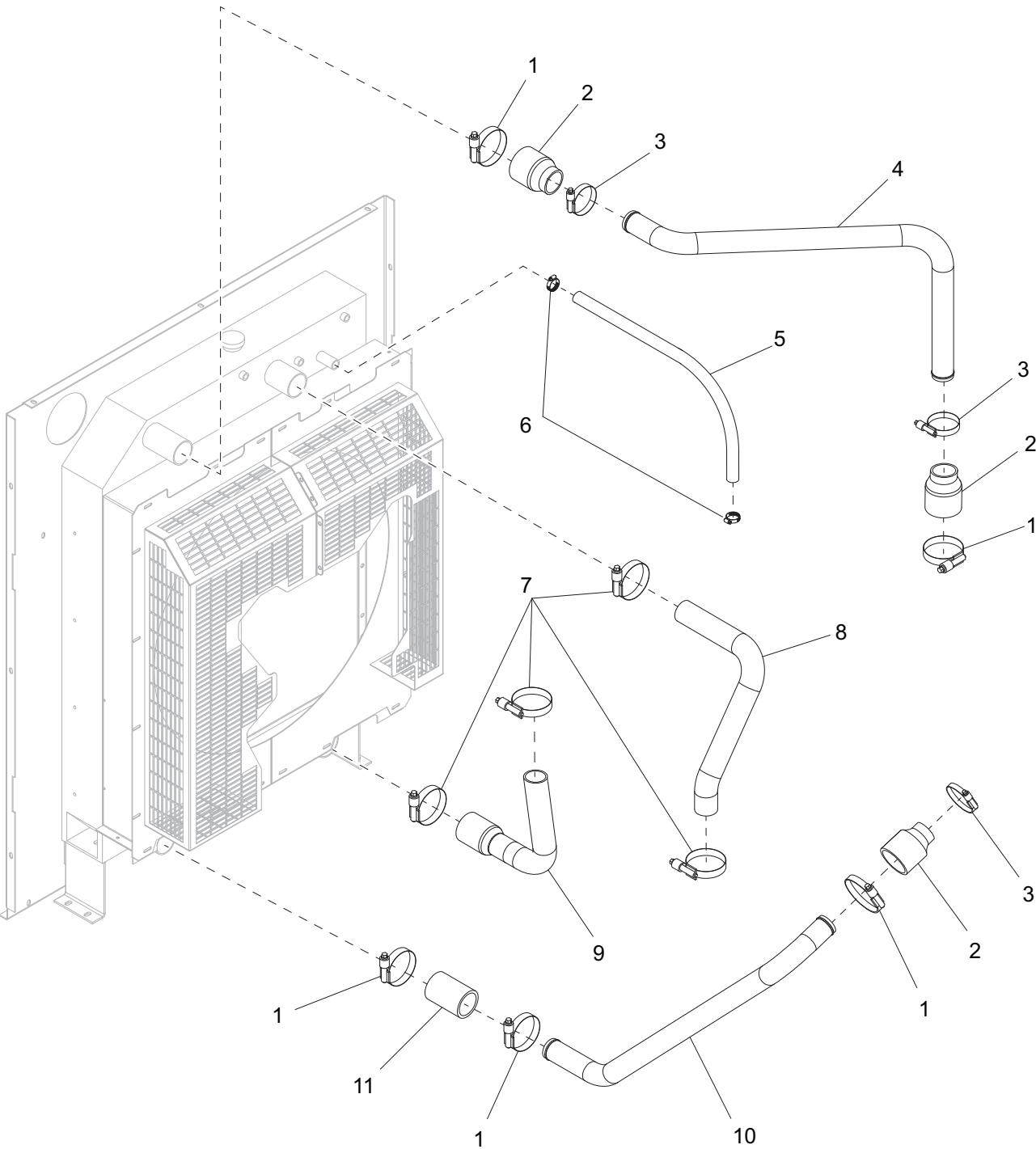
COOLING SYSTEM ASSEMBLY



COOLING SYSTEM ASSEMBLY

ITEM	PART NO.	QTY	DESCRIPTION	NOTES
1	60518	1	Screw, .250-20 x 1.50 std hex, G5	
2	19726	1	Clamp, overflow jug	
3	60144	1	Nut, .250-20 nylock, G5	
4	60704	3	Washer, .250 split lock, SS	
5	61195	2	Screw, .250-20 x .750 std hex, SS	
6	19714	1	Cap, overflow jug	
7	20212	1	Jug, overflow - 6 qt	
8	20213B	1	Support, overflow jug	
9	14216	1	Clamp, hose - SAE 004 (.21-.62) mini	
10	50018	3 ft	Hose, fuel - .312 ID, 50 psi, SAE 30R7	
11	63192	1	Clamp, .464 crimping band	
12	26192B	1	Panel, bulkhead	
13	62132	3	Insert, threaded .250-20 splined	
14	29762	1	Radiator	
15	19219	1	Cap, radiator pressure small - 14 psi	
16	30942	1	Assembly, low coolant switch/harness	
17	60649	2	Clamp, tubing - .750 hvy duty	
18	23404	1	Foam, radiator - right	
19	60616	2	Screw, .312-18 x .750 sflg hex, G5	
20	21920B	2	Bracket, upper radiator	
21	18394	1	Fitting, plug - .500NPT x internal hex	
22	60999	1	Fitting, strt - .500MNPTx.312 barb, brass	
23	50018	2.50 ft	Hose, fuel - .312 ID, 50 psi, SAE 30R7	
24	60161	26	Nut, .250-20 sflg, G5	
25	60451	8	Screw, .375-16 x .625 flg hex	
26	60175	26	Screw, .250-20 x .500 sflg hex, G5	
27	30186B	1	Weldment, fan guard - right	
28	30187B	1	Weldment, fan guard - left	
29	24949B	2	Shroud, radiator	
30	63252	2	Clamp, hose - size 24, spring type	
31	50201	1.50 ft	Hose, .625, 200 psi, class A	
32	60502	1	Fitting, strt - .500MNPT x .625 barb, brass	
33	19279	1	Valve, ball - .500FNPT	
34	60438	1	Fitting, nipple, pipe - .500NPT x close	
35	22236B	1	Weldment, radiator support	
36	60012	2	Washer, M12 flat	
37	60013	2	Nut, M12-1.75 hex, class 10	
38	60204	2	Washer, .500 split lock	
39	60055	6	Screw, M10-1.50 x 35 std hex, G10.9	
40	22051B	1	Panel, muffler mount	
41	60505	12	Nut, .312-18 U-clip - long type	
42	62133	6	Insert, threaded .312-18 splined	
43	60202	2	Screw, M12-1.75 x 35 sflg hex, G10.9	
44	61036	2	Screw, .375-16 x 1.250 std hex, SS	
45	23403	1	Foam, radiator - left	
46	60340	3	Washer, .312 flat .875/.040, SS	
47	60701	3	Washer, .312 split lock, SS	
48	60507	3	Screw, .312-18 x 1.0 std hex, SS	
49	60145	2	Nut, .375-16 sflg, G5	
50	26724	2	Foam, CAC sealing - top/bottom	
--	20454	1	Assembly, overflow jug - 1.5 gal	Items 1 - 11

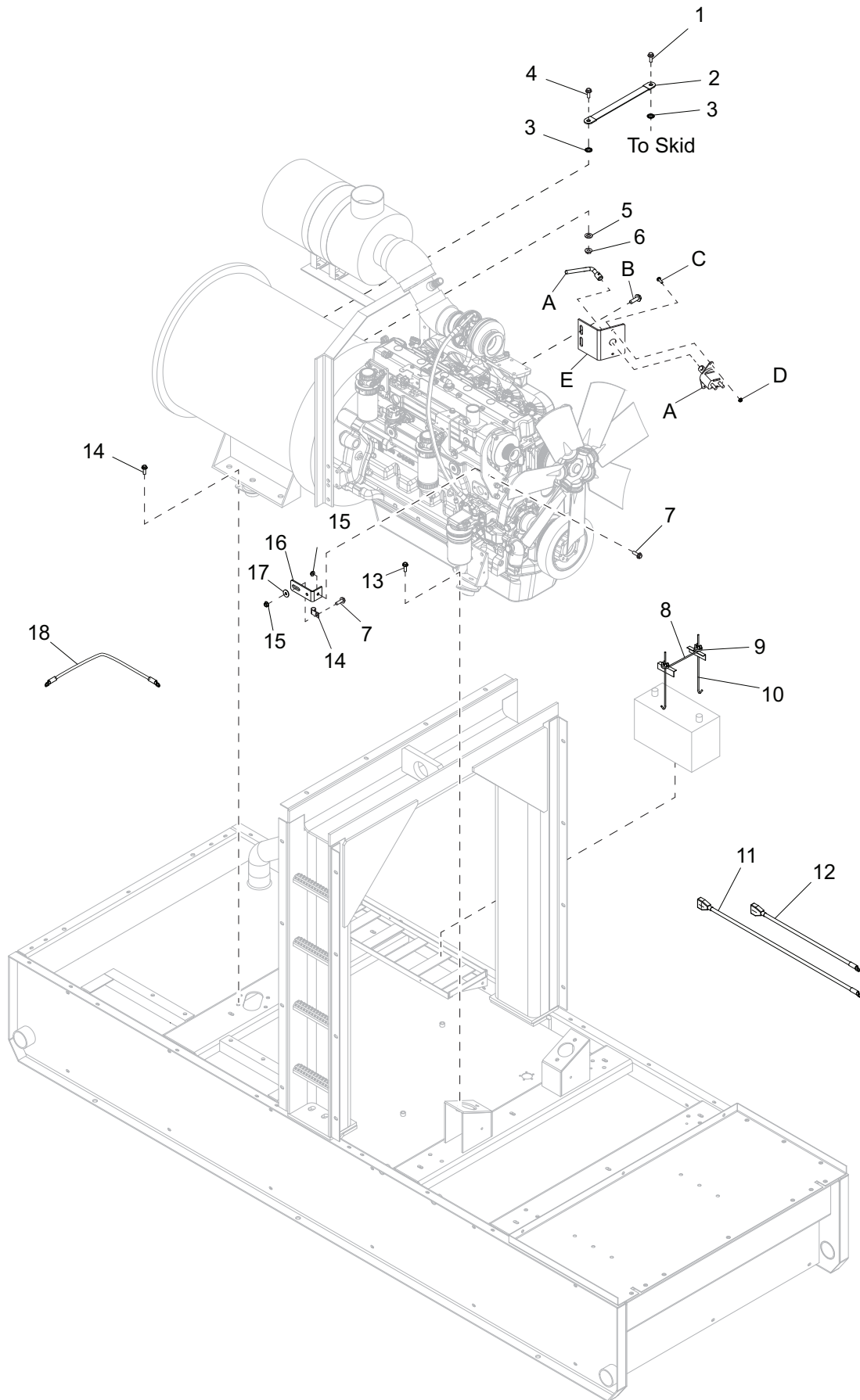
COOLING SYSTEM HOSES



COOLING SYSTEM HOSES

ITEM	PART NO.	QTY	DESCRIPTION	NOTES
1	60666	5	Clamp, hose - const. torque 2.25-3.125	
2	22060	3	Hose, CAC - 2.0-2.5 x 4.0	
3	60660	3	Clamp, hose - const. torque 1.75-2.625	
4	26450	1	Pipe, CAC - in	
5	50169	4 ft	Hose, 1.0, class A	
6	19338	2	Clamp, hose - SAE 016 (.68-1.50)	
7	60664	4	Clamp, hose - const. torque 2.75-3.625	
8	26449	1	Hose, radiator - upper	
9	23507	1	Hose, radiator - lower	
10	22456	1	Pipe, CAC - out	
11	28541	1	Hose, CAC - 2.5 x 4 long	

ENGINE AND GENERATOR TO SKID ASSEMBLY



ENGINE AND GENERATOR TO SKID ASSEMBLY

ITEM	PART NO.	QTY	DESCRIPTION	NOTES
1	60353	1	Screw, .375-16 x 1.0 flg hex, G2	Self tapping
2	19042	1	Strap, braided ground - 10 in	
3	61107	1	Washer, .500 external star	
4	61100	1	Screw, .500-13 x 1.00 sflg hex, G5	
5	60386	1	Washer, .375 flat .993/.064	
6	60145	1	Nut, .375-16 sflg, G5	
7	61091	2	Screw, .312-18 x 1.0 sflg hex, G5	
8	14682	1	Bracket, battery hold-down	
9	60089	2	Washer, .265 fender 1.250/.060	
10	14146	2	Bolt, J - .250-20 x 10.0	
11	30239	1	Cable, btry - 48 in. 2/0 red w/boot, 1/2 in. lug	
12	18694	1	Cable, btry - 16 in. 1/0 black, 5/8 in. lug	
13	60018	8	Screw, M10-1.25 x 20 sflg hex, class 90	
14	60716	1	Clamp, tubing - 1.50 lt duty	
15	60095	2	Nut, .312-18 sflg	
16	11131B	1	Bracket, manual holder	
17	60119	1	Washer, .312 flat .875/.070	
18	20268	1	Assembly, ground cable	
--	66048	1	Harness, engine	

OPTIONAL FEATURES

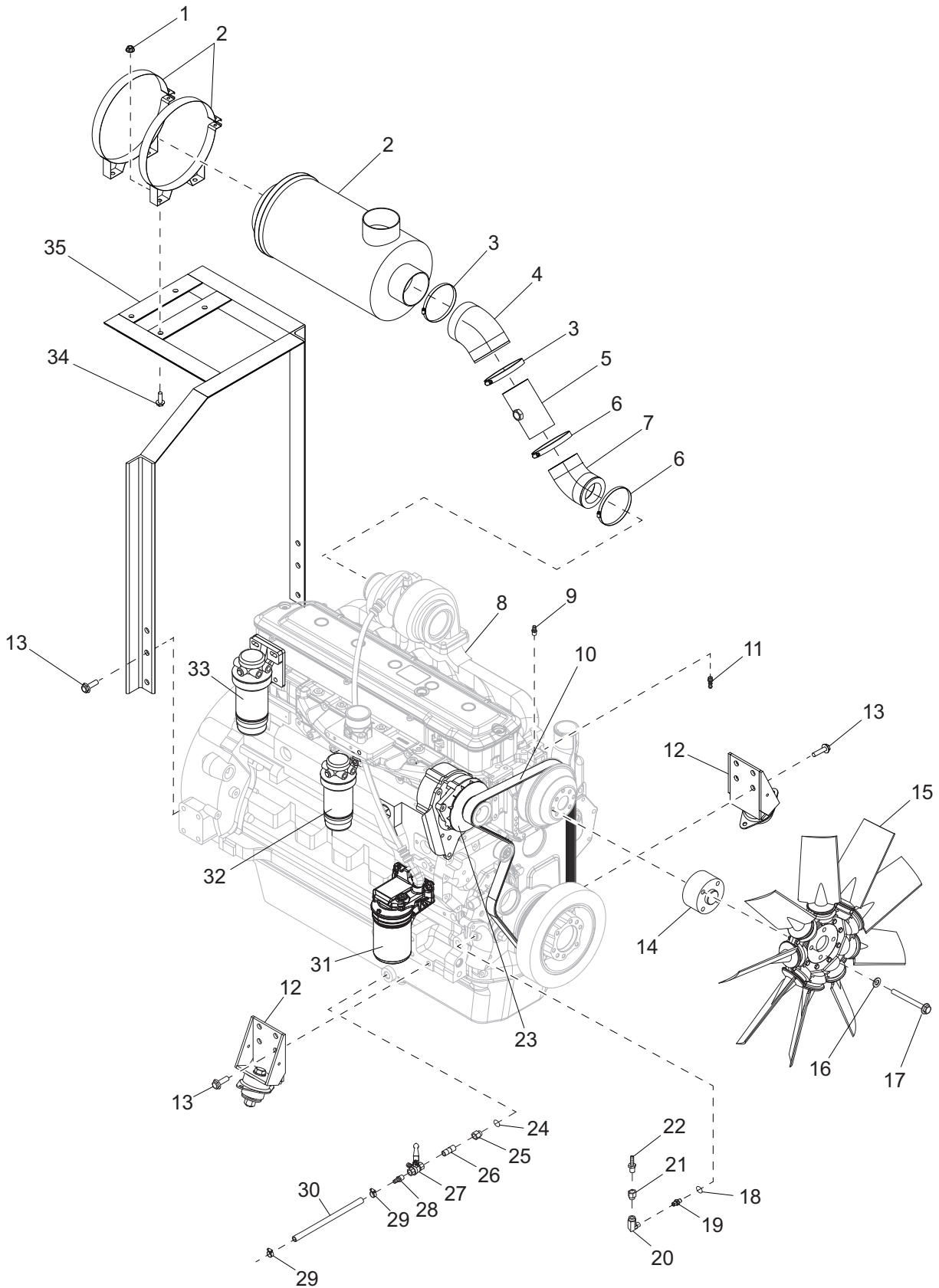
Battery Disconnect:

A	21489	1	Battery disconnect switch
B	60072	2	Screw, M12-1.75 x 25 sflg hex, G10.9
C	60523	2	Screw, .250-20 x .875 sflg hex
D	60161	2	Nut, .250-20 sflg, G5
E	21494B	1	Bracket, battery disconnect
--	23815	1	Cable, btry - 32 in. 2/0 black, 1/2 in. lug
--	27517	1	Cable, btry - 22 in. 2/0 black, 1/2 in. lug

Fuel Lubricity Adder:

--	23412	1	Assembly, fuel lubricity adder
--	23444B	1	Bracket, fuel lube adder

ENGINE ASSEMBLY



Note: Engine and generator parts used in all Generac Mobile Products, LLC equipment carry the Original Equipment Manufacturer (OEM) warranty unless otherwise stated. OEM warranty parts must be purchased through an OEM dealer. Please contact Generac Mobile Products, LLC with questions.

ENGINE ASSEMBLY

ITEM	PART NO.	QTY	DESCRIPTION	NOTES
1	60145	4	Nut, .375-16 sflg, G5	
2	Page 60	1	Assembly, air filter	
3	20182	2	Clamp, hose - SAE 088 (4.09-6.00)	
4	22225	1	Elbow, 45° molded rubber - 5.0-4.0 ID	
5	26554B	1	Weldment, air filter tube	
6	18663	2	Clamp, hose - SAE 088 (3.31-4.25)	
7	22286	1	Elbow, 45° molded rubber - 4.0 ID	
8	26842	1	Engine, Deere - 6068HF485, tier III	
9	61111	1	Fitting, M12-1.5 x .250 barb	
10	26596	1	Belt, engine	
11	19268	1	Fitting, fuel-return	
12	Page 72	2	Assembly, engine mount	
13	60072	10	Screw, M12-1.75 x 25 sflg hex, G10.9	
14	26433	1	Spacer, fan - 4 hole, 2.25 long	MMG185D only
15	26156	1	Fan, engine - 28 in	MMG185D only
16	60027	4	Washer, M10 flat	MMG185D only
17	62083	4	Screw, M10-1.25 x 90 std hex, G10.9	MMG185D only
18	19466	1	Seal, M18	
19	19257	1	Fitting, strt - .500MNPT x M18 O-ring sl	
20	22462	1	Fitting, 90° - .500FNPT x .500FNPT, brs	
21	22461	1	Fitting, strt - .500MNPT x .750FNPT, brs	
22	25496	1	Fitting, strt - .750MNPT x 1.0 barb, brs	
23	23346	1	Alternator	
24	19467	1	Seal, M22	
25	19307	1	Fitting, strt - .500FNPT x M22 x 1.50	
26	60438	1	Fitting, nipple, pipe - .500NPT x close	
27	61165	1	Valve, ball - .500FNPT x .500 hose brb	
28	60502	1	Fitting, strt - .500MNPT x .625 barb, brs	
29	63252	2	Clamp, hose - size 24, spring type	
30	50201	1.54 ft	Hose, .625, 200 psi, class A	
31	22378	1	Filter, oil	
32	26597	1	Filter, fuel - primary	
33	26236	1	Filter, fuel - final	
34	60517	4	Screw, .375-16 x 1.0 sflg hex	
35	22226B	1	Weldment, air cleaner bracket	
--	Page 76	1	Assembly, clutched fan	CAN & CAN6; replaces 16-19
--	30504	1	Cap, oil filler	
--	27439	1	Dipstick	
--	49557	1	Sensor, oil pressure	
--	32210	1	Starter	
--	27009	1	Heater, fuel filter	CAN & CAN6 only
--	27011	1	Harness, filter heater	CAN & CAN6 only
--	31835	1	Assembly, fan	Items 16 - 19

OPTIONAL FEATURES FOR MMG185D

Clutched Fan:

-- [Page 76](#) 1 Assembly, clutched fan

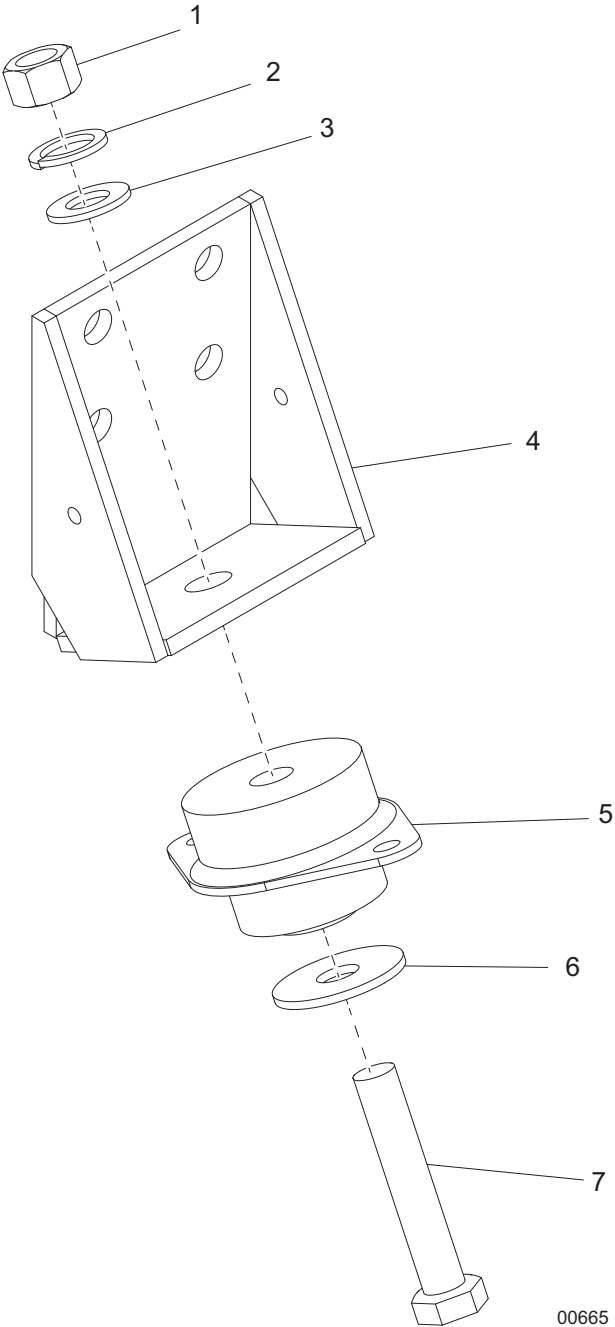
Hotstart:

-- [Page 78](#) 1 Assembly, hotstart

Heated Fuel Filter:

-- 27009 1 Heater, fuel filter
 -- 27011 1 Harness, filter heater

ENGINE MOUNT ASSEMBLY

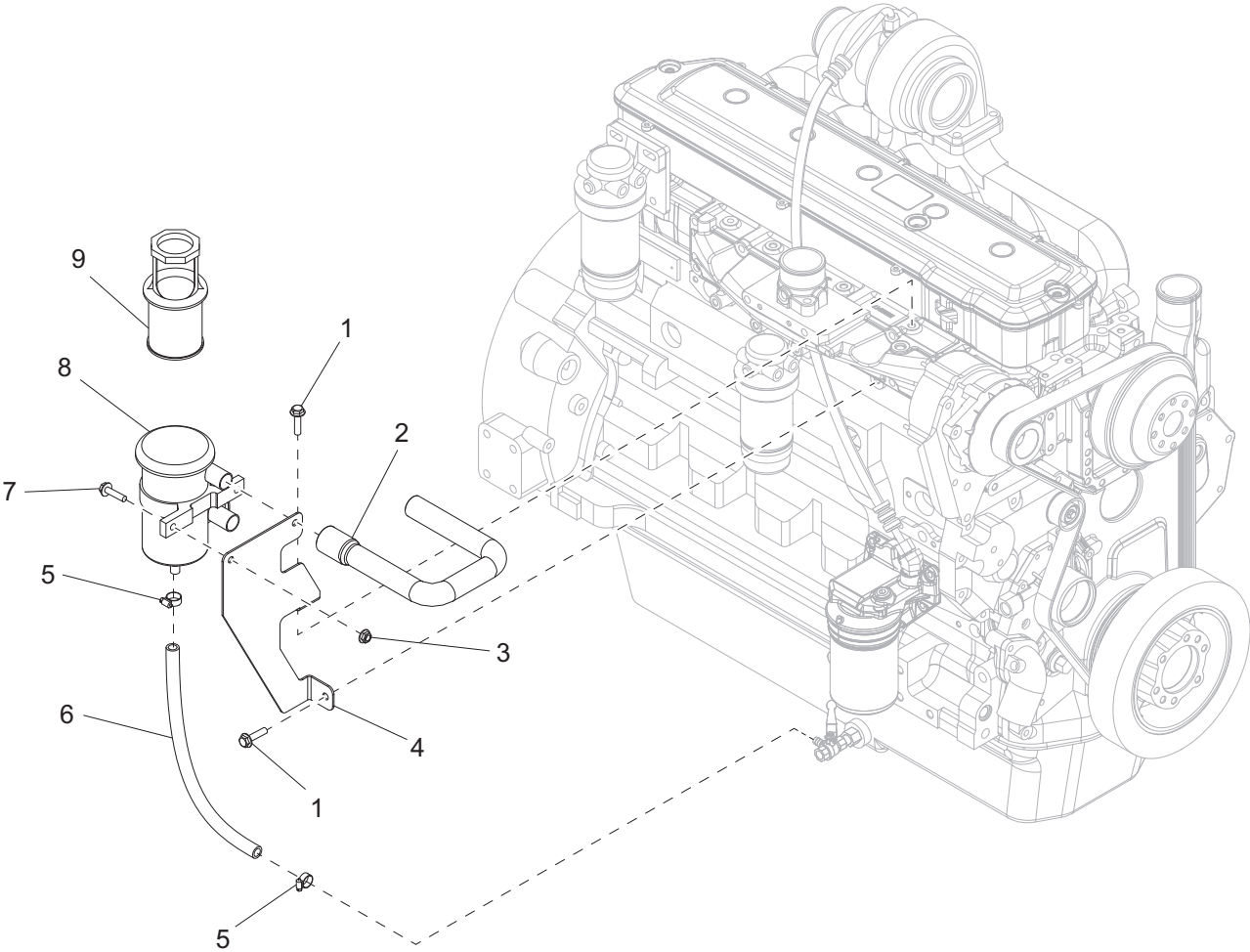


00665

ENGINE MOUNT ASSEMBLY

TEM	PART NO.	QTY	DESCRIPTION	NOTES
1	60520	2	Nut, .625-11 hex, G8	
2	60194	2	Washer, M16 split lock	
3	60521	2	Washer, .625 flat 1.743/.108	
4	19712B	2	Weldment, engine mount	
5	18084	2	Isolator, rubber - 840/560 lbs	
6	18086	2	Washer, .650 snubber 2.250/.180	
7	60519	2	Screw, .625-11 x 3.50 std hex, G8	
--	18410	2	Assembly, engine mount	Items 1 - 7

OIL VAPOR RECIRCULATION SYSTEM ASSEMBLY



OIL VAPOR RECIRCULATION SYSTEM ASSEMBLY

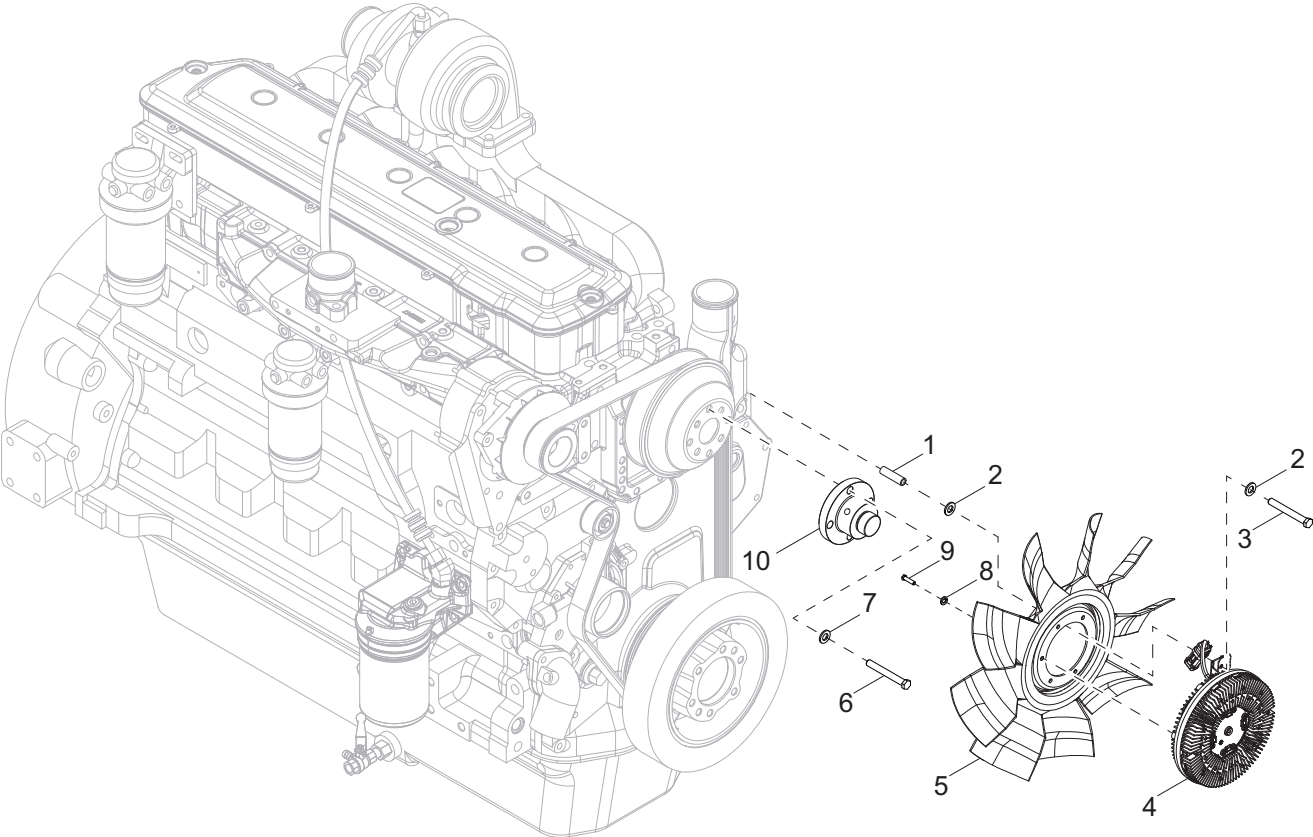
ITEM	PART NO.	QTY	DESCRIPTION	NOTES
1	60018	2	Screw, M10-1.25 x 20 sflg hex, class 90	
2	24170	1	Hose, OCV vent	
3	60095	2	Nut, .312-18 sflg	
4	26551B	1	Bracket, OCV system	
5	63252	2	Clamp, hose - size 24, spring type	
6	50206	3 ft	Hose, fuel - .500 ID, 35 psi, SAE 30R7	
7	60516	2	Screw, .312-18 x 1.25 sflg hex	
8	24318	1	Kit, oil recirculation	
9	24552	1	Filter, oil recirculation	

OPTIONAL FEATURES

Oil Vapor Recovery Heater:

--	27272	1	Heater, oil vapor recovery
--	66658	3 ft	Loom, wire - 1.06 ID

CLUTCHED FAN ASSEMBLY - MMG185DCAN, MMG185DCAN6
Optional for MMG185D

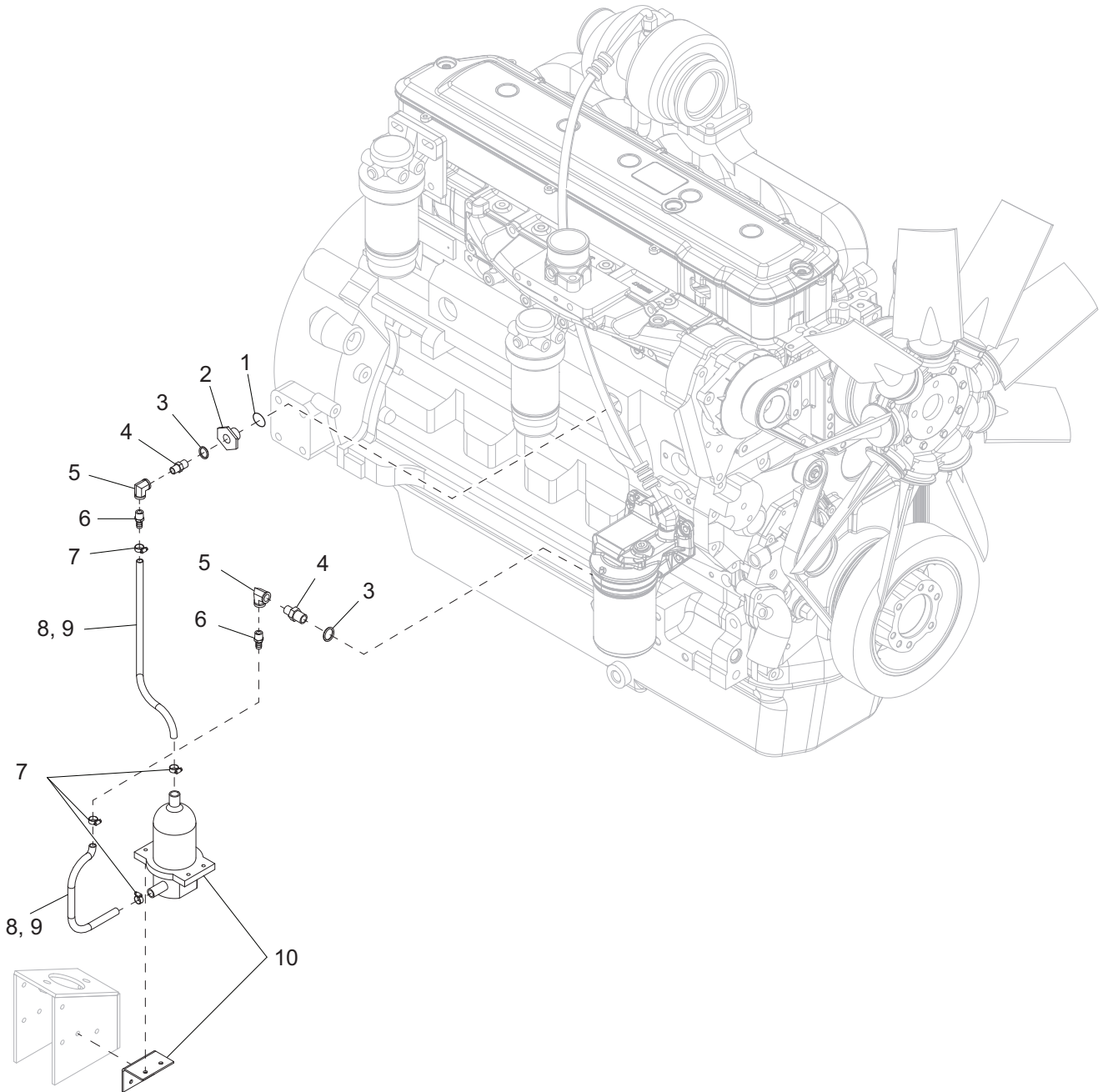


01696

CLUTCHED FAN ASSEMBLY - MMG185DCAN, MMG185DCAN6

ITEM	PART NO.	QTY	DESCRIPTION	NOTES
1	31808B	1	Spacer, .750 OD, .51 ID, 2.75 long	
2	60027	2	Washer, M10 flat	
3	63162	1	Screw, M10-1.50 x 100 std hex, G10.9	
4	30632	1	Clutch, fan - for 28 in. fan	
5	30626	1	Fan, engine - 28.0	
6	60055	4	Screw, M10-1.50 x 35 std hex, G10.9	
7	60026	4	Washer, M10 split lock	
8	60341	6	Washer, M8 split lock, SS	
9	60339	6	Screw, M8-1.25 x 20 std hex, SS	
10	34059	1	Hub, fan clutch mount - 1.50 thick - 30 mm	
--	67863	1	Harness, clutch fan - control box	
--	66737	1	Harness, clutch fan - fan assembly	

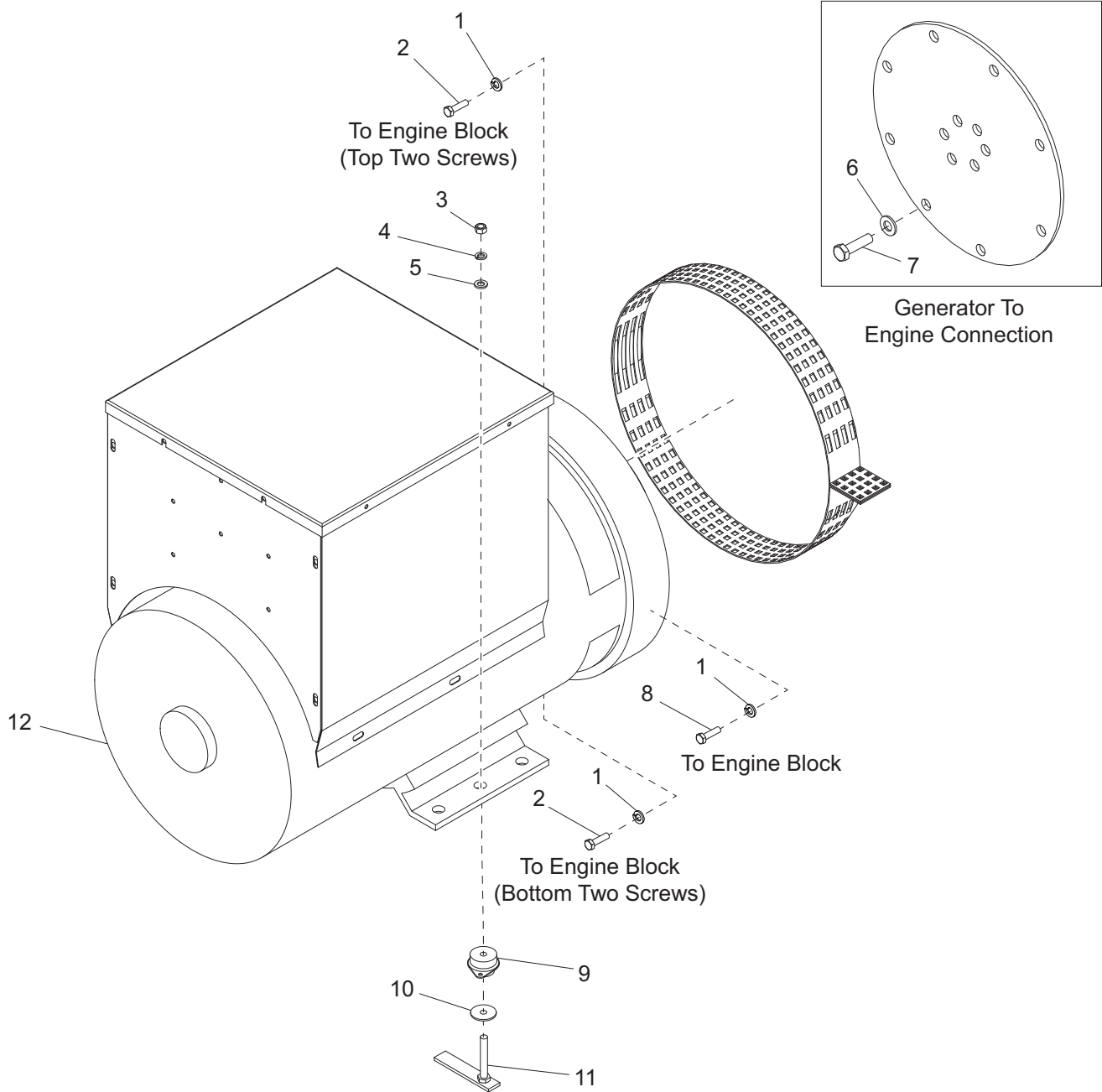
HOTSTART ASSEMBLY - MMG185DCAN, MMG185DCAN6
Optional for MMG185D



HOTSTART ASSEMBLY - MMG185DCAN, MMG185DCAN6

ITEM	PART NO.	QTY	DESCRIPTION	NOTES
1	22589	1	O-ring, 1.625 in	
2	22588	1	Fitting, strt - 1.625 O-ring seal x M18 O-ring seal	
3	19466	2	Seal, M18	
4	19257	2	Fitting, strt - .500MNPT x M18 O-ring seal	
5	22462	2	Fitting, 90° - .500FNPT x .500FNPT, brass	
6	60502	2	Fitting, strt - .500MNPT x .625 barb, brass	
7	60365	4	Clamp, hose - SAE 010 (.56-1.06)	
8	50201	4 ft	Hose, .625, 200 psi, class A	
9	66658	4 ft	Loom, wire - 1.06 ID	
10	25938	1	Heater, coolant - 120V, 1500W, 12.5A	

GENERATOR ASSEMBLY



GENERATOR ASSEMBLY

TEM	PART NO.	QTY	DESCRIPTION	NOTES
1	60026	12	Washer, M10 split lock	
2	60055	4	Screw, M10-1.25 x 35 std hex, G10.9	
3	60520	2	Nut, .625-11 hex, G8	
4	60194	2	Washer, M16 split lock	
5	60193	2	Washer, M16 flat	
6	60151	8	Washer, .375 flat .810/.060	
7	60179	8	Screw, .375-16 x .750 std hex, G8	
8	60177	8	Screw, M10-1.5 x 30 std hex, G10.9	
9	18084	2	Isolator, rubber - 840/560 lbs	
10	18086	2	Washer, .650 snubber 2.250/.180	
11	27168	2	Weldment, anti-turn bolt - .625 x 4.0	
12	19508	1	Generator, Marathon, 431PSL6306	

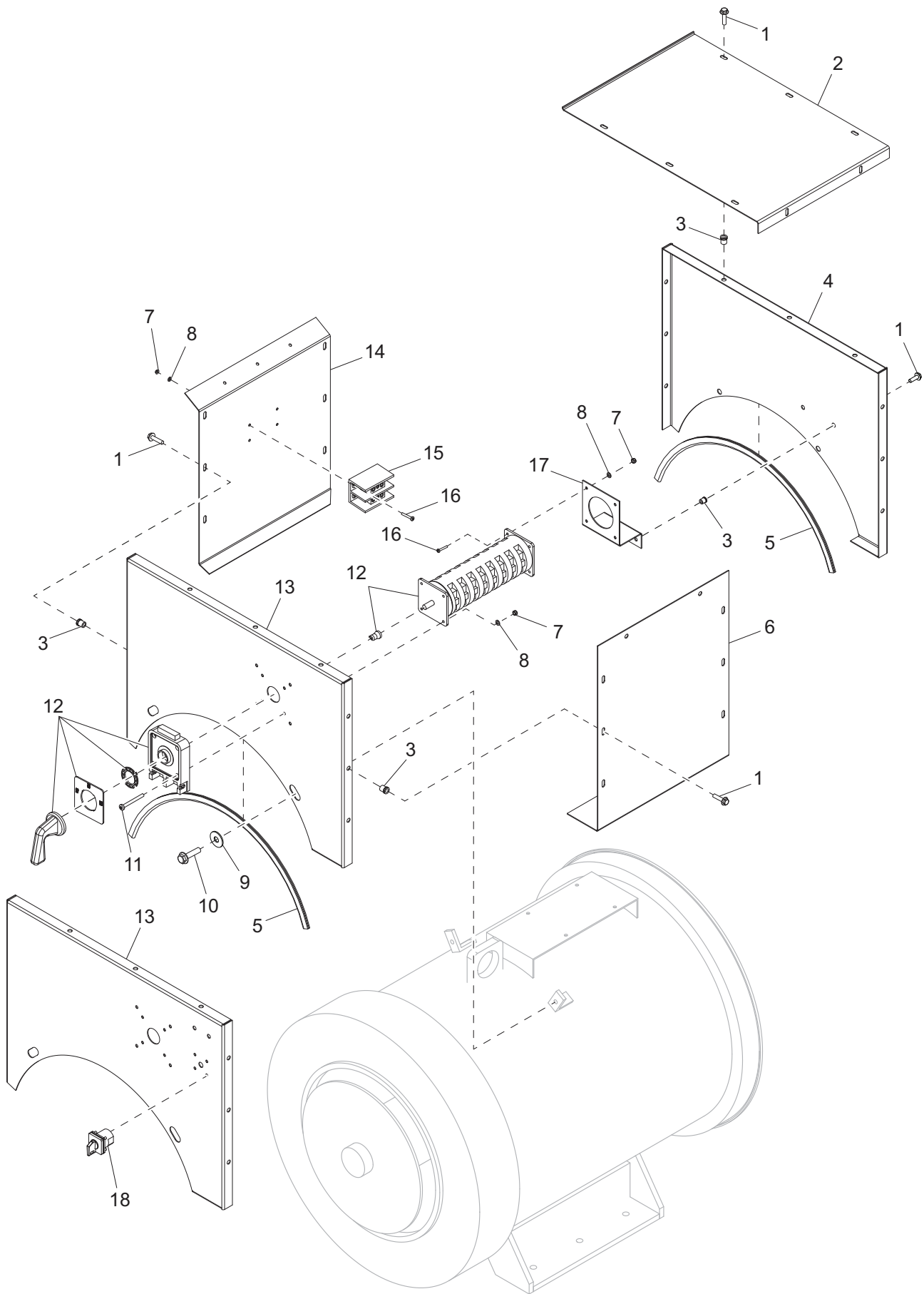
OPTIONAL FEATURES

Super Start:

--	23165	1	Generator, Marathon, 432PSL6210	
----	-------	---	---------------------------------	--

Note: Engine and generator parts used in all Generac Mobile Products, LLC equipment carry the Original Equipment Manufacturer (OEM) warranty unless otherwise stated. OEM warranty parts must be purchased through an OEM dealer. Please contact Generac Mobile Products, LLC with questions.

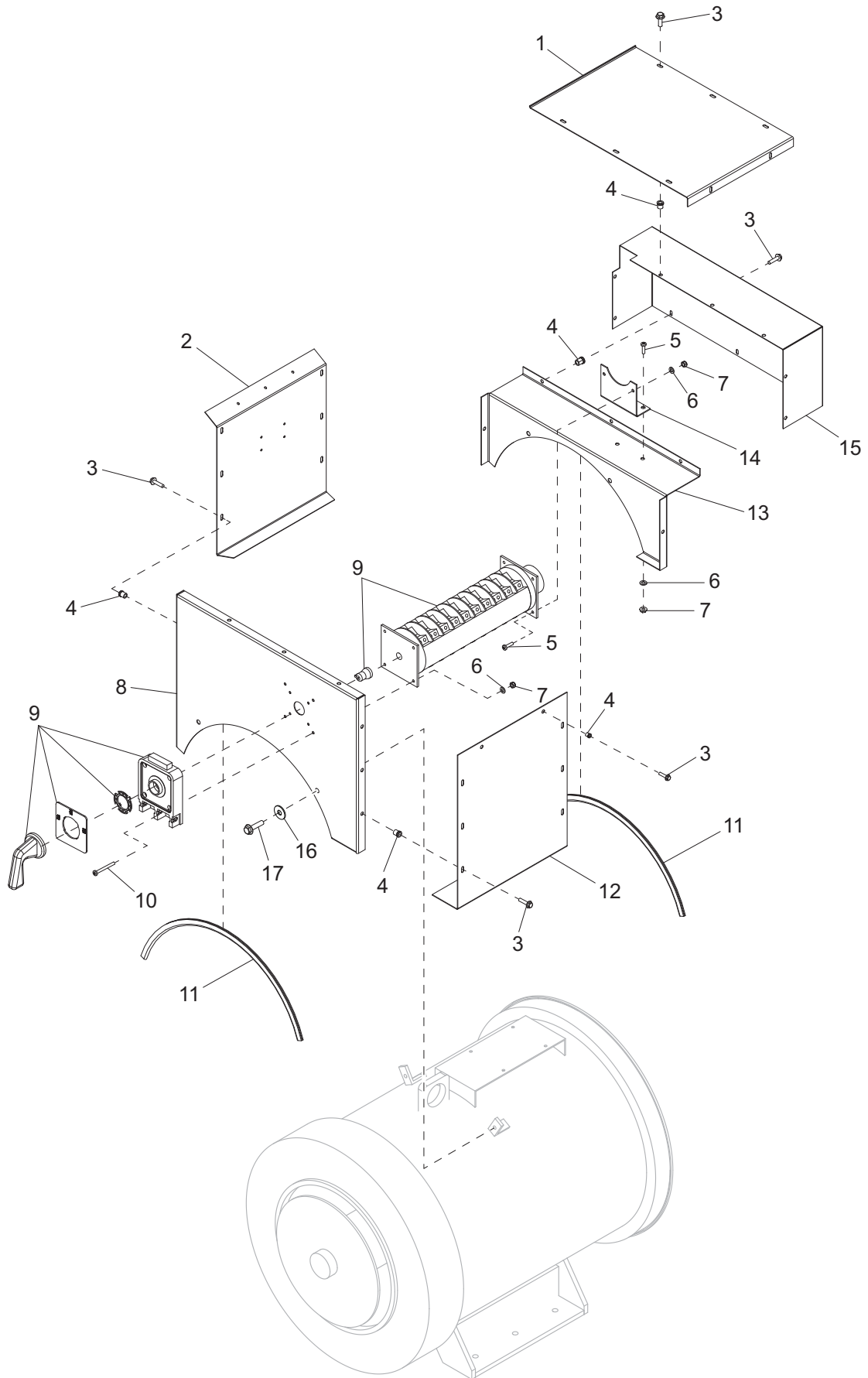
GENERATOR BOX ASSEMBLY - 3 POSITION



GENERATOR BOX ASSEMBLY - 3 POSITION

ITEM	PART NO.	QTY	DESCRIPTION	NOTES
1	60175	20	Screw, .250-20 x .500 sflg hex, G5	
2	22243B	1	Panel, generator box - top	
3	62132	20	Insert, threaded .250-20 splined .027-.165 grip	
4	22242B	1	Panel, generator box - rear	
5	19046	6 ft	Seal, generator box	
6	22240B	1	Panel, generator box - left	
7	60038	12	Nut, M5-.80 nylock, class 6	
8	60041	12	Washer, M5 flat	
9	60729	2	Washer, .375 fender 1.50/.090	
10	60451	2	Screw, .375-16 flg hex	
11	60167	4	Screw, M5-0.8 x 35 pan phil, G4.8	
12	18103	1	Switch, phase - 315A, 3 pos	
13	22239B	1	Panel, generator box - front	MMG185D & MMG185DCAN
	34287B	1	Panel, generator box - front	MMG185DCAN6
14	22241B	1	Panel, generator box - right	
15	65165	1	Block , terminal - 2-pole lug type, 2/0	
16	60156	8	Screw, M5-0.8 x 16 pan phil, G4.8	
17	20178B	1	Bracket, phase switch	
18	67092	1	Switch, phase - 2 position, lockable, 300V MMG185DCAN6 only	
--	60623	1	Wire group - cables	
--	65960	1	Wre group - phase switch jumpers	

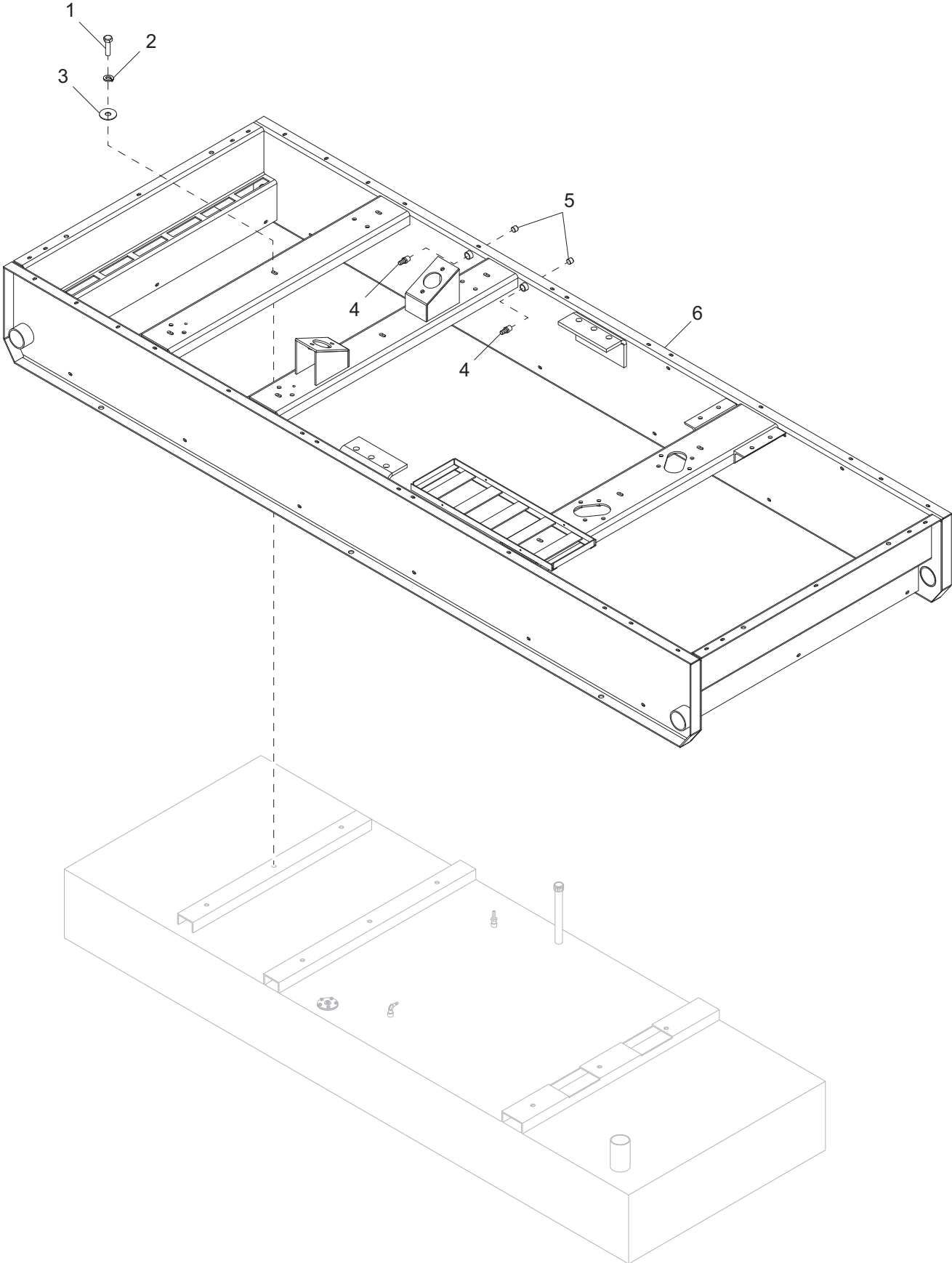
GENERATOR BOX ASSEMBLY - 4 POSITION - MMG185D, MMG185DCAN



GENERATOR BOX ASSEMBLY - 4 POSITION - MMG185D, MMG185DCAN

ITEM	PART NO.	QTY	DESCRIPTION	NOTES
1	22243B	1	Panel, generator box - top	
2	22241B	1	Panel, generator box - right	
3	60175	23	Screw, .250-20 x .500 sflg hex, G5	
4	62132	23	Insert, threaded .250-20 splined .027-.165 grip	
5	60156	4	Screw, M5-0.8 x 16 pan phil	
6	60041	8	Washer, M5 flat	
7	60038	8	Nut, M5-.80 nylock, class 6	
8	22239B	1	Panel, generator box - front	
9	65688	1	Switch, phase - 315A, 4 position (Y,y,D,Z)	
10	60167	4	Screw, M5-0.8 x 35 pan phil, G4.8	
11	19046	6 ft	Seal, generator box	
12	22240B	1	Panel, generator box - left	
13	23730B	1	Panel, generator box - rear	
14	28595B	1	Bracket, 4 position switch tail support	
15	23731B	1	Box, rear generator extension	
16	60729	2	Washer, .375 fender 1.50/.090	
17	60451	2	Screw, .375-16 flg hex	
--	60623	1	Wire group - cables	
--	65960	1	Wre group - phase switch jumpers	

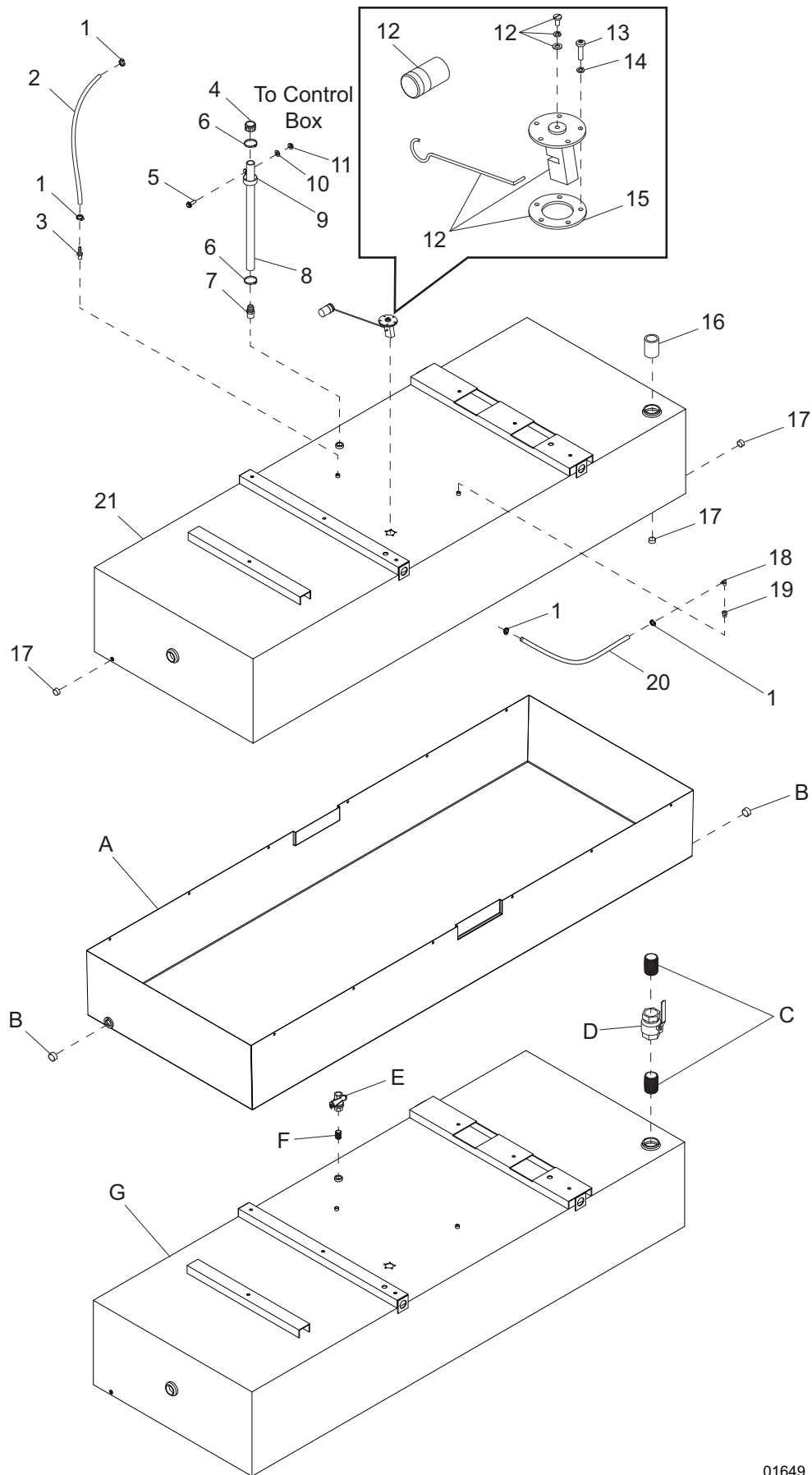
SKID ASSEMBLY



SKID ASSEMBLY

ITEM	PART NO.	QTY	DESCRIPTION	NOTES
1	60323	7	Screw, .375-16 x 1.50 std hex, G8	
2	60206	7	Washer, .375 split lock	
3	60729	7	Washer, .375 fender 1.500/.090	
4	60502	2	Fitting, strt - .5000MNPT x .625 barb, brass	
5	18394	2	Fitting, plug - .500NPT x internal hex	
6	22106B	1	Weldment, skid	
--	26173	1	Assembly, skid	Items 1 - 6

FUEL TANK ASSEMBLY



01649

FUEL TANK ASSEMBLY

ITEM	PART NO.	QTY	DESCRIPTION	NOTES
1	63250	4	Clamp, hose - size 16, spring type	
2	50018	2.33 ft	Hose, fuel - .312 ID, 50psi, SAE 30R7	
--	50023	6 ft	Loom, wire - .625	
3	19180	1	Fitting, strt - .375MNPT x .312 barb	
4	26379	1	Vent, plastic fuel - 1.0 in	
5	61091	1	Screw, .312-18 x 1.0 sflg hex, G5	
6	63254	2	Clamp, hose - size 35, spring type	
7	21451	1	Fitting, strt - 1.0MNPT x 1.0 barb	
8	50019	4.16 ft	Hose, fuel - 1.0 ID, SAE 20R3	
9	60716	1	Clamp, tubing - 1.50 lt duty	
10	60119	1	Washer, .312 flat .875/.070	
11	60095	1	Nut, .312-18 sflg	
12	20571	1	Sender, fuel - 10-15 in. tank	
13	60062	5	Screw, 10-32 x .750 pan phil, G2	
14	60252	5	Washer, #10 split lock	
15	22323	1	Gasket, fuel sending unit	
16	19778	1	Fitting, nipple, pipe - 2.0NPT x 4.0	
17	18394	3	Fitting, plug - .500NPT x internal hex	
18	15693	1	Fitting, 90° - .250NPT x .312 barb, brass	
19	16270	1	Fitting, strt - .375MNPT x .250FNPT	
20	50018	3.58 ft	Hose, fuel - .312 ID, 50psi, SAE 30R7	
21	22104B	1	Tank, fuel - 350 gal	

OPTIONAL FEATURES

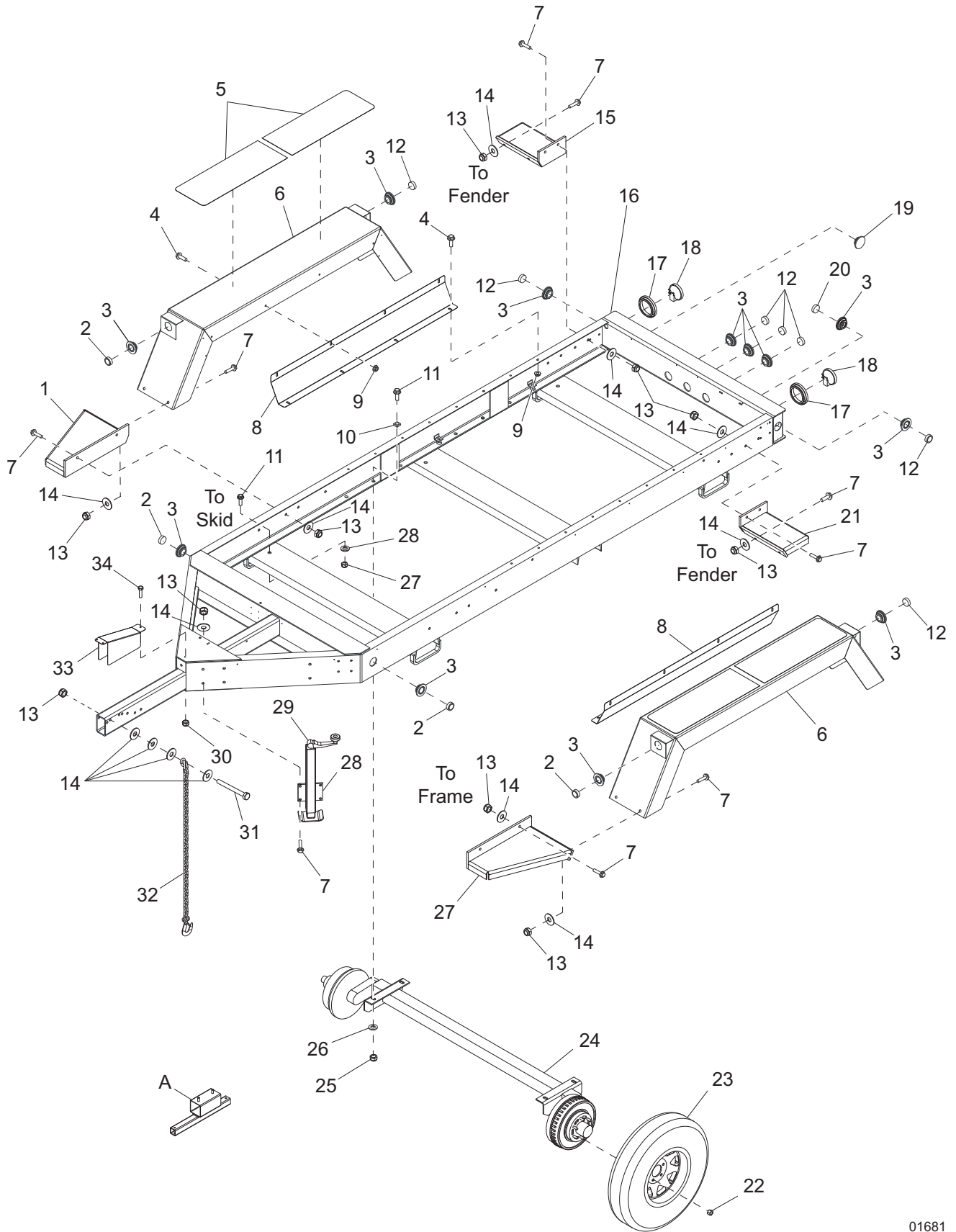
Containment:

A	23683B	1	Weldment, containment pan - 15.75 in
B	65636	2	Fitting, plug - 1.0NPT flsh mnt w/hex soc
--	60507	12	Screw, .312-18 x 1.0 std hex, SS
--	60452	12	Washer, .313 flat 1.125/1.0 bnnd rbbe
--	60505	12	Nut, .312-18 x 1.0 std hex, SS

TC Rated Tank:

C	21127	1	Fitting, nipple, pipe - 2.0NPT x close
D	40229	1	Valve, ball - 2.0NPT, female
E	40230	1	Valve, ball - 1.0NPT, female
F	40276	1	Fitting, nipple, pipe - 1.0NPT x close
G	30052B	1	Tank, fuel - 350 gal, UN31A rated
--	30175	1	Decal, UN31A tank caution

TRAILER ASSEMBLY

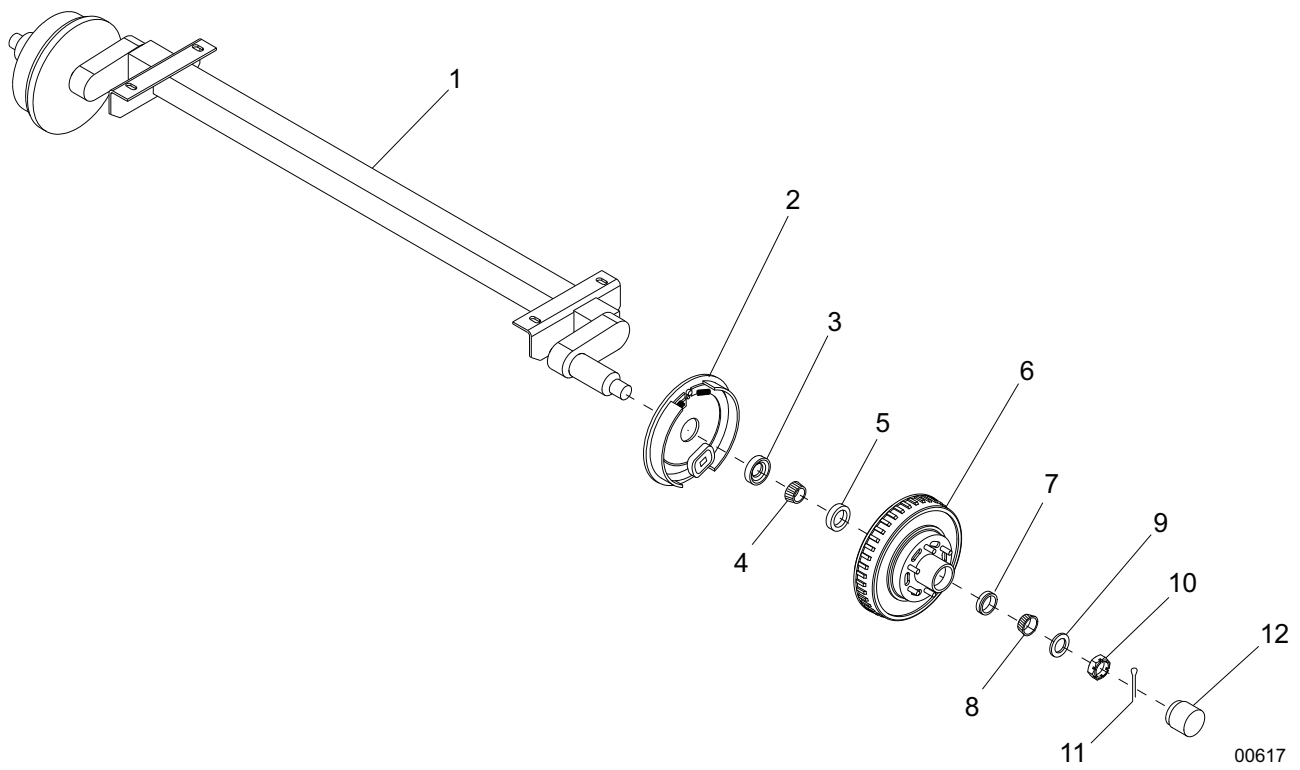


01681

TRAILER ASSEMBLY

ITEM	PART	QTY	DESCRIPTION	NOTES
1	22360B	1	Weldment, front step - right	
2	66702	4	Light, clearance, 2.0 in., ambr LED	
3	66394	12	Grommet, rubber - 2.0	
4	61091	16	Screw, .312-18 x 1.0 sflg hex, G5	
5	22398	4	Pad, slip resistant - 10.0 x 28.0	
6	27657B	2	Weldment, fender	
7	61103	20	Screw, .500-13 x 1.75 sflg hex	
8	22351B	2	Shield, fender	
9	60095	16	Nut, .312-18 sflg	
10	60651	8	Washer, sqr. bevel structural - .625	
11	61078	14	Screw, .625-11 x 2.0 flg hex, G8	
12	66703	7	Light, clearance, 2.0 in., no grmt - red LED	
13	62221	22	Nut, .500-13 nylock, G5	
14	60416	28	Washer, .500 flat 1.375/.090	
15	22358B	1	Weldment, rear step - right	
16	27655B	1	Weldment, trailer frame	
17	10221	2	Grommet, rubber - 4.5	
18	66701	2	Light, rear tail/turn, rnd, no grmt - LED	
19	62161	1	Plug, hole - 2.25 dia	
20	66704	1	Light, utility, 2.0 in., no grmt - clear LED	
21	22357B	1	Weldment, rear step - left	
22	60096	24	Nut, .500-20 lug, G5	
23	20374	4	Wheel, ST225/90D16 - 3100 lb	
24	<i>Page 92</i>	2	Assembly, axle	
25	60240	14	Nut, .625-11 nylock, G5	
26	60193	14	Washer, M16 flat	
27	22359B	1	Weldment, front step - left	
28	22317B	1	Weldment, jack	Includes item 31
29	22892	1	Jack, top wind - 5000 lb	
30	60144	1	Nut, .250-20 nylock, G5	
31	61099	2	Screw, .500-13 x 5.0 std hex, G8	
32	20159	2	Chain, trailer safety, hi test - .375 in	
33	22302B	1	Cover, brake guard	
34	60684	3	Screw, .250-20 x .875 std hex, SS	
--	60286	2	Washer, .250 split lock	
--	27451	1	Decal, reflective tape kit - white	
--	27452	27.7 ft	Tape, conspicuity - 2.0 in., red/white	
--	19163	4	Fitting, bushing - .500 OD x .375 ID	
--	22340	2	Fitting, bushing - 1.0 OD x .750 ID	
--	16143	--	Clamp, tubing - .500	For harnesses
--	60237	--	Washer, #10 flat	For harnesses
--	61155	--	Rivet, .188 dia. x .438 to .750 grip	For harnesses
--	27671	1	Harness, trailer	
OPTIONAL FEATURES				
A	24345B	1	Weldment, spare tire carrier	
--	65786	1	Harness, electric brake	
<i>Incandescent Light:</i>				
2	66396	4	Light, clearance, 2.0 in., no grmt - amber	
12	66397	7	Light, clearance, 2.0 in., no grmt - red	
18	10220	2	Light, rear tail/turn, round, no grmt	
22	66395	1	Light, utility, 2.0 in., no grmt - clear	

AXLE ASSEMBLY



AXLE ASSEMBLY

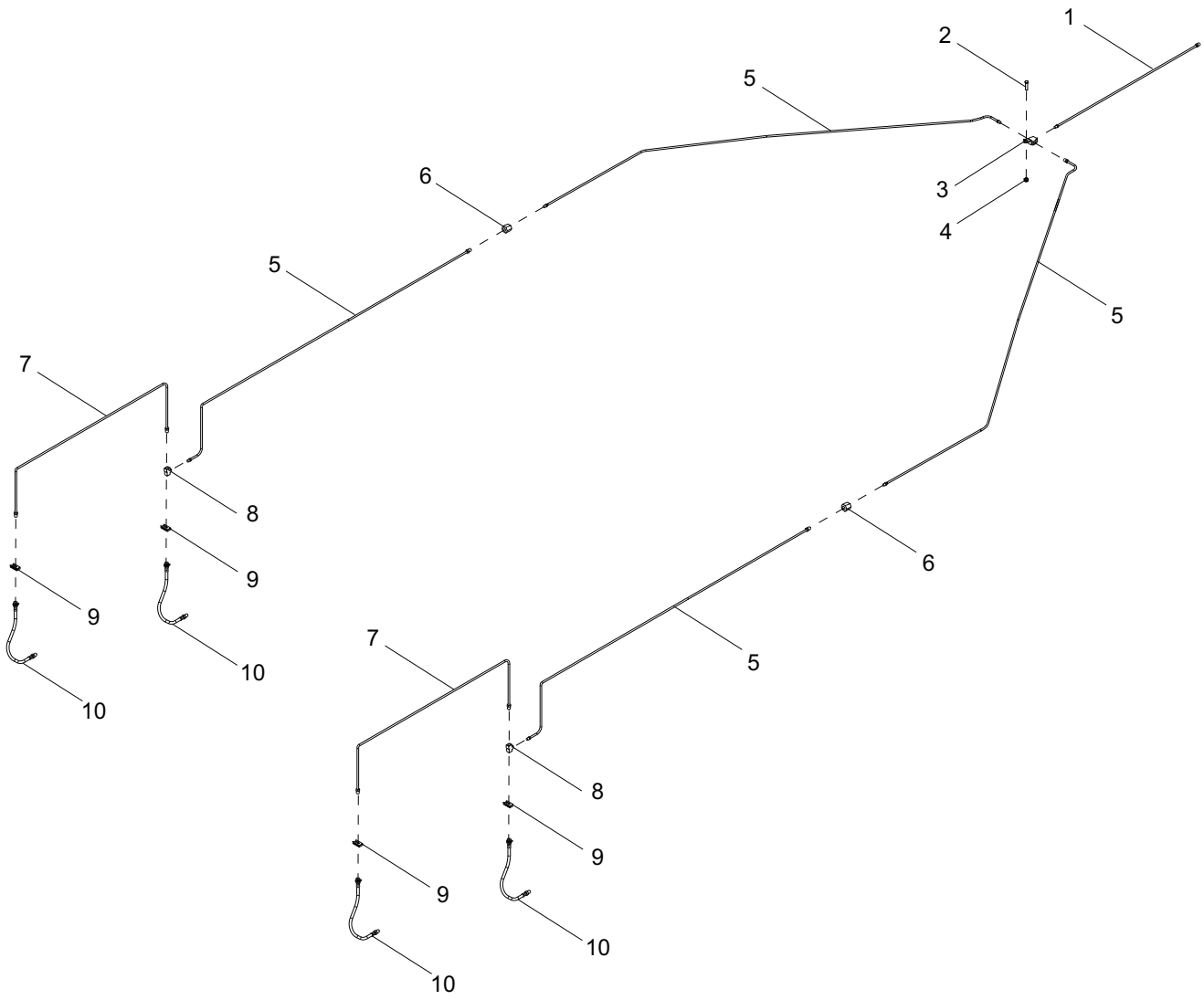
ITEM	PART NO.	QTY	DESCRIPTION	NOTES
1	22145	2	Axle, 6000 lb - 57 in. frame	
2	26571	2	Assembly, surge free-backing brake - lt	
	26572	2	Assembly, surge free-backing brake - rt	
3	26575	4	Inner grease seal - 2.125 in	
4	26576	4	Inner hub bearing	
5	26577	4	Inner bearing cup	
6	22387	4	Drum, brake - 12.0 in	
7	26584	4	Outer bearing cup	
8	26585	4	Outer hub bearing	
9	26581	4	Spindle washer	
10	12308	4	Spindle nut	
11	26583	4	Spindle nut - cotter pin	
12	26582	4	Cap, dust	

OPTIONAL FEATURES

Electric Brake:

--	22146	2	Axle, 6000 lb - 57 in. frame	
--	26573	2	Assembly, electric brake - left	
--	26574	2	Assembly, electric brake - right	

TRAILER BRAKE LINES

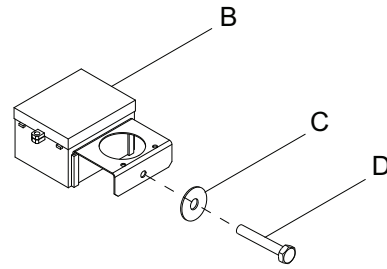
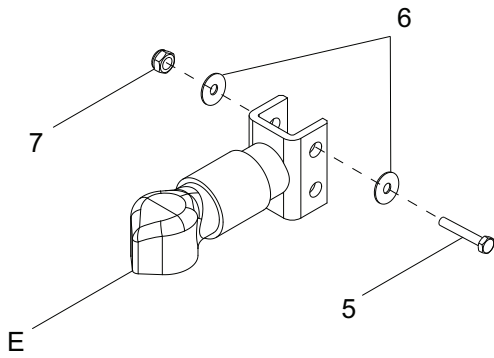
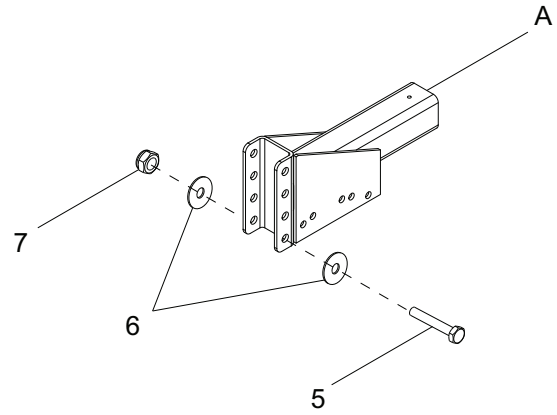
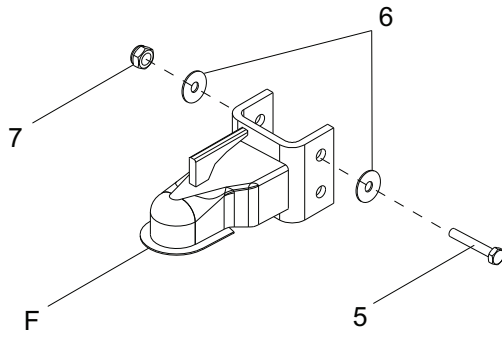
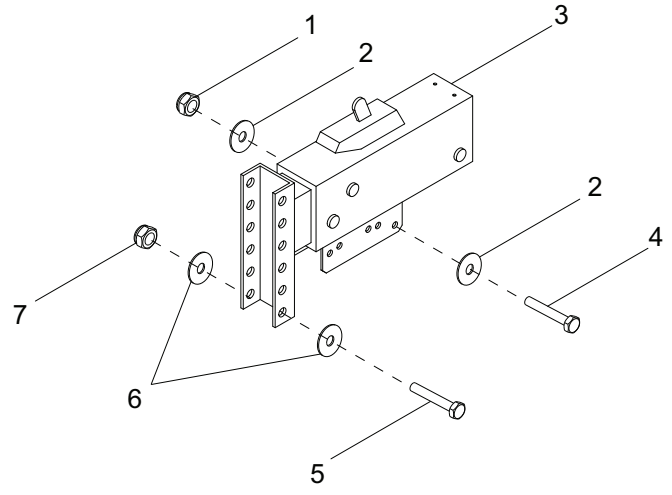
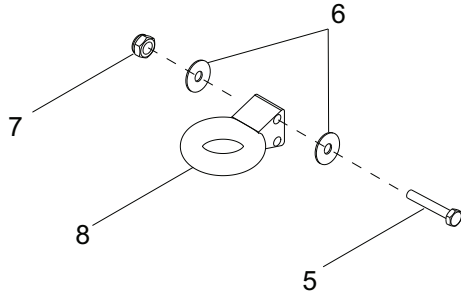


00618

TRAILER BRAKE LINES

ITEM	PART	QTY	DESCRIPTION	NOTES
1	40495	1	Line, brake - .188 x 20.0	
2	60684	1	Screw, .250-20 x .875 std hex, SS	
3	19252	1	Fitting, strt - .188 brake line T w/bracket	All female
4	60144	1	Nut, .250-20 nylock, G5	
5	22338	4	Line, brake - .188 x 60.0	
6	22339	2	Fitting, strt - .188 brake line coupler	
7	40493	2	Line, brake - .188 x 40.0	
8	40498	2	Fitting, strt - .188 brake line T	Male/female/female
9	40499	4	Clip, brake hose	
10	40497	4	Hose, brake - .188 x 20.0	Male/female
--	60231	12	Rivet, .188 dia. x .375 to .500 grip	
--	60237	12	Washer, #10 flat .495/.036	
--	61010	12	Clamp, tubing - .375	

TRAILER HITCH OPTIONS



01656

TRAILER HITCH OPTIONS

ITEM	PART NO.	QTY	DESCRIPTION	NOTES
1	62221	5	Nut, .500-13 nylock, G5	
2	60309	10	Washer, .500 flat 1.060/.090	
3	18373	1	Actuator, trailer	
4	60376	5	Screw, .500-13 x 4.50 std hex, G5	
5	60239	2	Screw, .625-11 x 5.0 std hex, G5	
6	60193	4	Washer, M16 flat	
7	60240	2	Nut, .625-11 nylock, G5	
8	19335B	1	Coupler, lunette ring - 3.0 ID, adjustable	
--	22302B	1	Cover, brake guard	
--	60684	1	Screw, .250-20 x .875 std hex, SS	
--	60144	1	Nut, .250-20 nylock, G5	

OPTIONAL FEATURES

Electric Brake:

A	19763B	1	Weldment, hitch electric - 4 position, adj
B	19417	1	Breakaway kit
C	60193	1	Washer, M16 flat
D	60239	1	Screw, .625-11 x 5.0 std hex, G5
--	65593	1	Adapter, trailer - 4 pin & 2 pin to round 6 pin
--	65583	1	Adapter, trailer - round 6 pin to round 7 spade

Couplers/Adapters:

F	19519	1	Coupler, 2.31 in. ball
E	41795	1	Coupler, 2.31 in. ball - Bulldog 12500lb
--	65463	1	Adapter, trailer - flat 4 to round 6 pin
--	65464	1	Adapter, trailer - flat 4 to round 7 pin
--	10226	12	Plug, 2 wire
--	10222	2	Plug, 3 wire

RECOMMENDED SPARE PARTS LIST

ENGINE

Alternator	23346
Belt, fan	26596
Cap, oil filler	30504
Cap, radiator	19219
Dipstick	27439
Element, air filter	22328
Element, air filter - safety	27274
Fan, engine - MMG185D	26156
Fan, engine - MMG185DCAN, MMG185DCAN6	30626
Filter, fuel - final	26236
Filter, fuel - primary	26597
Filter, oil	22378
Filter, oil recirculation	24552
Hose, radiator - lower	23507
Hose, radiator - upper	26449
Sensor, low coolant	65592
Sensor, oil pressure	49557
Starter	32210

ELECTRICAL

Breaker, 20A/240V, 1-pole	18091
Breaker, 50A/240V, 2-pole	18092
Breaker, 700A, 3-pole	65356
Controller, programmed - MMG185D, MMG185DCAN	66585
Controller, programmed - MMG185DCAN6	67104
Potentiometer - 2.5K, 2W	18113
Receptacle, 120V/20A GFI	14130
Receptacle, 120/240 50A twist-lock	18089
Regulator, voltage - SE 350	18556
Relay, 12V/70A NC/80A NO w/diode	66455
Switch, E-stop assembly - 2NO/1NC	22550
Switch, phase - 315A, 3 pos	18103
Switch, toggle - 20A VAC	25077
Switch, trigger safety - NO & NC	12632

TRAILER

Chain, trailer safety, hi test	20159
Grommet, rubber - 2.0 in	66394
Grommet, rubber - 4.5 in	10221
Jack, top wind	22317B
Light, clearance amber - LED (no grommet)	66702
Light, clearance red - LED (no grommet)	66703
Light, tail - LED (no grommet)	66701

REV: A
PART NO: 49860
06.15.15